
**ISLAND
PACKET**
29



The Island Packet 29.

A proven classic on the oceans of the world.

The Island Packet 29 combines all the features and benefits that have made the entire Island Packet line one of the most popular and respected among today's knowledgeable cruising sailor: spirited performance with exceptional seakeeping and safety, spacious



accommodations that invite living aboard, and quality that reflects the high standards of both owner and builder. A benchmark for quality cruising sailboats, the 29 has already proven itself capable and comfortable in thousands of miles of both trans-oceanic cruising and gunkhole exploring.

The interior of the 29 boasts Island Packet's legendary blend of detail, craftsmanship and liveability usually associated with larger craft. A harmonious blend of

tasteful designer surfaces, premium fabrics and meticulously hand-crafted oiled teak joinerwork conveys a sense of inviting warmth and comfort. The V-berth forward and large aft bunk provide for two doubles, while the main salon settees can provide up to three additional berths using the portside pull out extension. All cushions throughout the yacht are upholstered with a custom tailored, premium designer fabric over 5" thick foam.

A splendid U-shaped galley, with safety type LPG propane stove with oven, large froth foam insulated ice box with overboard drain and light, and numerous storage racks and cabinets, sits snugly out of companionway traffic, but remains convenient to both cockpit and salon. The molded slip resistant sole extends throughout the galley, companionway and nav station area, ensuring safe footing and easy maintenance in these active areas. A varnished teak and holly sole adds warmth and elegance in the

salon and forward cabin. The convenient flip up chart table with its adjacent master electrical control panel, cabinet space for electronics and miscellaneous gear provides a complete navigation station.

The head compartment includes a shower fully enclosed by a wrap-around curtain on an overhead track with a separate shower unit

A benchmark for quality cruising sailboats, the 29 has already proven itself capable and comfortable in thousands of miles of both trans-oceanic cruising and gunkhole exploring.

that adjusts for spray angle and height. A high degree of comfort and practicality is offered by a folding seat, large mirror, overhead hatch,



opening port, contoured teak vanity and convenient storage areas.

The interior is full of thoughtful features and details such as companionway drop boards with a fixed port and storage rack, aromatic cedar lined lockers and drawers, tilt-out galley trash bin, toothbrush holder, toilet paper and paper towel racks, and lights arranged for bedtime reading to name just a few. But the list of less obvious details is equally impressive: premium bilge pump float switch, marine seacocks on all fittings below the waterline, color coded, U.L. approved pretinned copper stranded wire for maximum resistance to corrosion, thru-

bolted fittings with aluminum backup plates, aircraft lock nuts that won't vibrate loose, premium gel technology batteries for virtu-



ally maintenance-free service, specially lined sanitation hose to minimize odor...the list goes on and on. Every aspect of the yacht


from masthead to keel has been carefully scrutinized to provide quality, longevity and trouble-free service to enhance the cruising experience.

Generous fuel and water tankage is located in the ideal central position below the cabin sole, keeping weight low and out of the ends, minimizing trim changes, maximizing usable interior storage and enhancing both stability and seakeeping. Both remote and direct reading gauges are provided for easy inspection of tank levels. Numerous deck hatches, two Dorade type deck vents, and nine screened opening stainless steel portlights keep the interior

Every aspect of the yacht from masthead to keel has been carefully scrutinized to provide quality, longevity and trouble-free service to enhance the cruising experience.

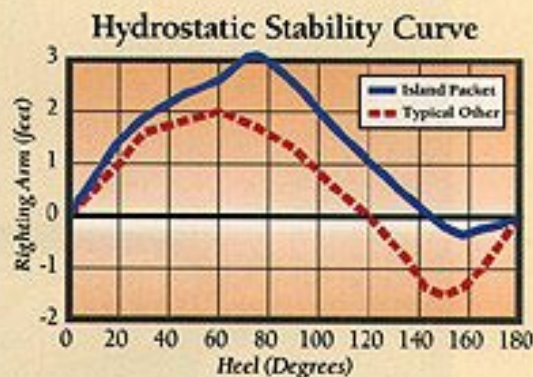
bright and well ventilated, essential for enjoyable warm weather cruising.

Easy access to every part of the engine and its related equipment is provided with removable fore and

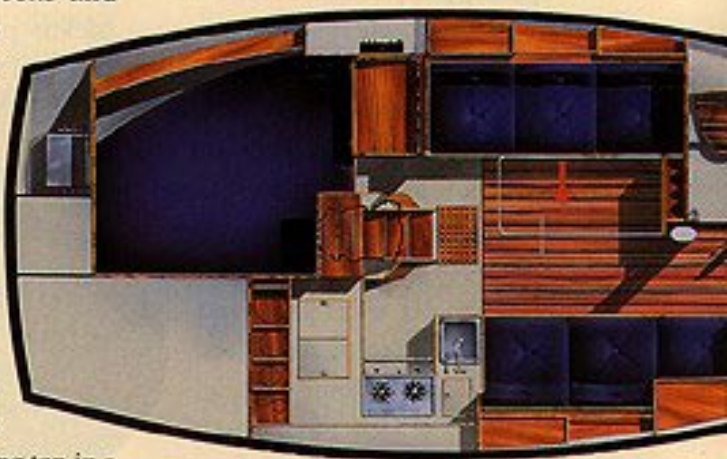


aft covers. A molded engine bed with drip pan combines with fastidious mechanical, electrical and plumbing detail to make this machinery space every bit as attractive as it is functional. Dual fuel filters with a water separator, dual fuel pumps, swaged and threaded fuel line fittings and a number of other engine system details are engineered, designed and installed to provide years of trouble-free service. Premium lead lined sound insulation effectively reduces noise.

Topside, the 29 provides wide unobstructed side decks and continuous cabin top handrails, a recessed foredeck with protective bulwarks, and a teak capped bowsprit platform with anchor rollers and deck pipes, design features that ensure safe and comfortable cruising. Slip resistant deck surfaces are molded in contrasting tan in a premium diamond pattern. Wheel steering is provided by a direct geared rack and pinion system, noted for its exceptional reliability and positive feel. Clever recesses and bins in the cockpit coamings




keep winch handles and all sail control lines neatly organized. Again, typical Island Packet attention to detail includes simple items often overlooked such as teak treads on the swim ladder for comfort-



able footing, a handy stern gate for easy boarding, and a cockpit shower for convenient rinsing.

The excellent sailing performance of the Island Packet 29 is attributable to the development



and evolution of Island Packet's exclusive Full Foil Keel® design, unmatched by any other configuration.

The cutter rig, optional on the 29, has long been regarded as the most manageable and versatile rig for the cruising sailor. With three easily managed sails, a small crew can easily set a variety

of well balanced combinations over a wide range of wind and sea conditions.


All necessary control lines, including a dual,

single line main reefing

system, are led aft to allow routine sail


handling from the comfort and security of the cockpit.

Island Packet's fiberglass quality leads the industry and utilizes advanced application technology to insure peace of mind and long term trouble-free service. Every fiberglass part, from the largest molded component to the smallest detail piece, is laminated entirely by hand. Hulls are molded of solid triaxial roving, offering vastly





SPECIFICATIONS



LOA 320"	(9.8 m)	Displacement (approx.):	11,900 lbs. (5,398 kg)
LOD 290"	(8.8 m)	Ballast 4,800 lbs.	(2,177 kg)
LWL 257"	(7.8 m)	Sail Area 491 ft ²	(45.6 m ²)
Beam 10'10"	(3.3 m)	Sail Area/Displ.	16.0
DRAFT 4'3"	(1.3 m)	Displ./Length	290
Keel/CB (OPT)		Ballast/Displ.	44%
Board Up 3'5"	(1.0 m)	Fuel 23 gal. U.S.	(87 l)
Board Up 7'3"	(2.2 m)	Auxiliary Power:	27 hp FWC Diesel (20 kw)
Mast Above DWL 44'0"	(13.4 m)	Cabins/Berths	2/7
Water 45 gal. U.S.	(170 l)		
Headroom 6'4"	(1.9 m)		

Designer: Bob Johnson, N.A.

superior impact and puncture resistance compared to conventional roving or cored construction. Island Packet's exclusive PolyClad® hull gelcoat system also includes a ten year limited warranty against osmotic blisters.



Deck laminates are engineered for high strength and reduced weight utilizing our exclusive PolyCore® system that eliminates concern for the deterioration associated with conventional deck core materials. Interior construction features an engineered grid system and reinforced fiberglass structure, fully bonded with the hull to

Specifications and measurements are approximate and subject to change without notice.



*Vigilant
manufacturing controls,
premium materials
and fastidious
craftsmanship are
employed throughout
the assembly process
to insure the
highest quality
finished product.*



form a unit structure of immense strength and durability.

Vigilant manufacturing controls, premium materials and fastidious craftsmanship are employed throughout the assembly process to insure the highest quality finished product. Our modern nine acre U.S. production facility houses an entire organization whose melding of design, technology, and business management talents creates and sustains the finest cruising yachts available on the market.

Island Packet yachts have benefited from over fifteen years of continuous design development,



construction of over 1200 yachts and countless miles of all types of cruising throughout the world. Our growing reputation among cruising sailors encompasses the

globe with a roster of dealers and owners from North and South America, Europe and Asia. Our commitment to create the finest yachts possible continues unabated and is reinforced by the shared enthusiasm of our ever-increasing family of owners. The Island Packet 29 has already emerged a classic among cruising sailboats and proven itself on the oceans of the world.



Seven key features
a well designed cruising yacht should have.
They're all standard on every Island Packet yacht.

1. Performance and Seakeeping: Our exclusive Full Foil Keel™ provides spirited performance with superior control and safety.

2. Integral Hull and Keel: The strongest possible construction is provided by Island Packet's one piece, hand laminated hull and keel.

3. Direct Steering System: Island Packet's geared rack and pinion steering system provides positive feel and superior reliability.

4. Protected Propeller and Rudder: Island Packet's design minimizes fouling or damage.



5. Versatile, Easily Handled Sailplan: Our cutter rig adapts to a wide range of conditions with minimum effort.

6. Protective Bulwarks for Safety on Deck: Island Packet's recessed deck design provides security underfoot.

7. Immediate Anchor Access: Our wide platform provides tangle free ground tackle storage—always ready for use.

DEALER:



ISLAND PACKET YACHTS®

Modern Yachts in the Finest Tradition

1979 Wild Acres Road • Largo, Florida USA 34641 • 813/535-6431
FAX 813/530-5806 • 800/828-5678