

Thunderbird Products

2200 West Monroe Street
P.O. Box 1003
Decatur IN 46733-5003
260-724-9111
1-800-736-7685

www.formulaboats.com

Your Formula Dealer:



*Sun Sport
Super Sport
2007*



**FORMULA SUN SPORTS AND SUPER SPORTS —
THE BEST EVER IN DAYBOATING**

Formula designs and delivers exactly what dayboaters want in 2007 — all-around good times with family and friends. Formula's emphasis on cockpit size and versatility creates more space for everyone with generous seating shaped for comfort. The aft lounge, complete with tables, is the gathering place for fun-loving groups, and the integrated wetbar is always ready to serve refreshments. Running across open water in today's best dayboat, each fast, solid ride is an exciting new adventure.

Significant high-tech updates for '07 include an iPod™/MP3 port at every cockpit dash. Along with the 10-disc CD option, an iPod docking station in the cabin is another up-to-the-minute advantage. The hand-held waterproof remote is a convenient new feature to control cockpit courtesy lighting. Also, with the Sun Sport TV option and 12-volt TV system, in-range telecasts can be received out on the water. LED swim platform courtesy lighting is now included on all SS models, and the larger models are newly equipped with pull-up swim platform cleats for easy boarding.

Sun Sport décor is ultra smart, yet practical every day, introducing all-new fabrics, textured Ultraleather™ lounges and subtly patterned custom carpet for '07. The new Flagship color is Black Cherry, a beautiful metallic Imron® in today's sophisticated, deeper shades. Select exterior graphics for your 2007 Sun Sport or Bowrider from an astounding 21 different choices.

2007 Super Sports power up to a faster pace with exhilarating multi-step hull performance, sleek design lines and solidly superior offshore construction. Luxurious interiors now include cabinetry with high-gloss, Deep Cherry woodgrain finish. That, together with new décor elements presented in three appealing color palettes, defines top-of-the-line excellence. Also, Ralph Lauren fabrics are featured as a handsome new Super Sport upgrade with an imaginative nautical flair. Another attractive Super Sport option is American Cherry wood-



**FORMULA SUN SPORTS AND SUPER SPORTS...
SIMPLY THE BEST!**



A remarkable tradition of excellence has earned Formula the prestigious reputation as the best designed, best constructed pleasure boat today. After completing fifty years of successful powerboat production, the Vic Porter family, owners of Formula since 1976, continue to focus on achieving top quality in each Formula, from the sporty SS lineup to the magnificent Yachts. President Scott Porter along with three brothers and a sister work together as committed owner/managers, leading Formula in daily operations. Vic Porter, who began his first boat company in 1958, serves as Chairman.



The Porter family has enjoyed boating over the years and understands the important difference of expertly designed, high-quality features, top-notch performance and responsive, customer-oriented service. Maximum personal satisfaction for Formula owners continues to be the Porter family goal.



THE FORMULA DIFFERENCE

ADVANCED PRODUCTION STANDARDS RESULT IN TOP QUALITY

FORMULA'S ENTIRE MANUFACTURING FACILITY FOCUSES ON EXCELLENCE

- A 575,000 square foot manufacturing facility, including corporate offices, was designed and built specifically for the production of Formula powerboats. A state-of-the-art, 85,000 square-foot expansion was recently completed, keeping Formula on the leading edge of manufacturing processes.
- Advancing technology is consistently utilized to improve Formula powerboats and ensure superior quality.
- Excellent plant design and individual working conditions make it easy for employees to do their jobs right every time.



EMPLOYEE TEAMS ACCOMPLISH CONTINUAL PRODUCT IMPROVEMENT FOR FORMULA OWNERS.

- On a volunteer basis, employees participate in Employee Involvement Teams to improve procedures and efficiencies. Self-Directed Work Teams also accomplish continual product improvement, comparing ideas and acting on them.
- An on-site training program, C.O.R.E. (Champions of Reaching Excellence), expands and sharpens Formula employees' personal and professional developmental skills.
- Each time they boat, Formula owners benefit from employee-generated product reliability.

DESIGN EXCELLENCE TEAMS UP WITH PRECISION ENGINEERING

JOHN ADAMS BLENDS FORM AND FUNCTION TO PERFECTION.

- For over thirty-five years as exclusive designer, Adams has been creating Formulas with sleek, distinctive styling, award-winning performance and superior quality.
- Formula enjoys the spotlight on the leading edge of technology due to Adams' continual investigative research.
- Adams' expertise elevates Formula Sun Sports and Super Sports to ever higher levels of beauty, comfort and innovative practicality.



CAD/CAM TECHNOLOGY PLUS R&D EXPERTISE ENSURE YOUR FORMULA'S SUPERIOR QUALITY.

- Using state-of-the-art CAD/CAM technology, skilled operators transpose John Adams' designs to 3-D imaging.
- Dimensions and positioning of components and systems are determined for precise fit.
- Full-size master "plugs" are built, requiring months of handwork to finish, and full-scale cabin and cockpit mock-ups are built to fine-tune ergonomics and space utilization.



- Computer Numerically Controlled (C-N-C) routers are programmed to cut panels, acrylic, Corian and other components, maintaining accuracy to within thousandths of an inch.

- Sidewalls, headliners, cabinets and coaming panels meet exactly with unparalleled fit and finish.



FORMULA SUN SPORTS AND SUPER SPORTS MOVE OUT WITH RESPONSIVE, SPIRITED PERFORMANCE

FORMULA SUN SPORTS DELIVER PERFORMANCE WITH A SHARP, EXCITING EDGE.

- Whether at a fast or leisurely pace, proven deep-V hull technology delivers a stable, comfortable ride.
- Handling is responsive and tracking is right on.
- The solid feel is a result of Formula's superior design and structure.

FORMULA SUPER SPORTS UTILIZE FAS³TECH[®] HULL TECHNOLOGY FOR A FAST, SMOOTH RIDE.

- Both the 400 and 370 Super Sports are equipped with the same advanced hull technology as Formula's high-performance FAS³TECHs.
- The fast, stable ride and ready handling attest to expertly engineered step, chine, strake and keel pad placement.
- The one-piece fiberglass structural grid, Formula's custom triaxial fiberglass and AME 5000[®] resin throughout provide maximum integrity.



SUPERIOR MATERIALS AND CONSTRUCTION EXPERTISE ENSURE LASTING BEAUTY AND DURABILITY

INDIVIDUAL LAMINATION SCHEDULES RESULT IN THE SMOOTH, REFLECTIVE FORMULA FINISH.

- Formula is famous for producing the highest quality finish in the industry through the consistent use of top-grade materials, following layering procedures exactly and also by the systematic maintenance of all molds on a rigorous schedule.




- Patterned fiberglass shapes, produced through in-house Gerbercutter® technology, are layered with resin to build each component.
- Divinycell® structural foam adds lightweight strength in specific areas as opposed to balsa construction that absorbs water when improperly applied, and utilizing Coremat® prevents surface print-through.
- By allowing a part to remain in its mold the optimal length of cure time, Formula avoids the foggy finish and surface distortion often observed in lesser quality boats.



SUPER SPORT GRID STRUCTURE IS MOLDED FIBERGLASS FOR MAXIMUM STRENGTH OFFSHORE.

- The Super Sport matrix is a multiple span, continuous fiberglass grid molded in one piece and bonded to the hull with Plexus® adhesive.
- Using AME® 5000 resin along with custom woven fiberglass for maximum strength, the custom grid is constructed in the same way as the Formula FAS™Tech® matrix.
- Structural foam injected into the grid adds integrity and also results in a solid, quieter ride.



FORMULA'S UNIQUE SUSPENDED STRINGER SYSTEM ENSURES YOUR SUN SPORT'S INTEGRITY.

- Each Sun Sport hull is reinforced with a custom-engineered matrix constructed of Perma Panel™, which is not susceptible to decay-causing fungi.
- Cut precisely by C-N-C routers, the matrix is encapsulated in resin and laminated to the hull while suspended on jigs. This eliminates contact distortion and creates a level base for exact component fit.
- Hull cavities are filled with structural foam, increasing integral strength and producing a quiet, solid ride.

TOP QUALITY AME® 5000 RESIN ASSURES YOUR FORMULA'S LONG-LASTING BEAUTY.

- Formula specifies higher cost AME 5000 resin because it has proven to be extremely effective in protecting surface gelcoat.
- AME 5000 lends exceptional strength and resiliency while providing more flexibility and greater resistance to crazing, distortion and osmotic blistering.
- Your Formula will retain its beautiful finish well into the future because Formula utilizes the best resins, approves the quality of each shipment on arrival, and carefully monitors storage temperatures and applications to ensure consistent results.



PULTRUSION REINFORCEMENT ADDS CRITICAL STRUCTURAL STRENGTH.

- During Cruiser construction, custom-fabricated fiberglass shapes are positioned under fuel tanks and engines and along interior gunwales.
- Chemically bonded to the hull with Plexus, these pultrusions provide increased back-up support with no hull distortion.



DEMANDING STANDARDS ASSURE COMPONENTRY AND HARDWARE DEPENDABILITY

FORMULA TESTS ALL PROPOSED COMPONENTS TO ASSURE RELIABILITY.

- New components are evaluated for quality and endurance through extensive testing in unfavorable conditions.
- If an item fails to meet these tough standards, it won't be in your Formula. Only the most reliable and durable components with good service support are selected.



316L STAINLESS STEEL RAILS ARE A TOP-GRADE FINISH FOR YOUR FORMULA.

- All Formula safety rails are welded 316L stainless steel, the highest marine-grade stainless available.
- Anything less will not keep its like-new appearance.



SUPERIOR HARDWARE INSTALLATION PROVIDES INTEGRITY YOU CAN COUNT ON.

- When installing deck cleats, stainless steel lock nuts are applied through stainless steel backing plates for maximum reinforcement.
- All other deck hardware is bolted securely, not screwed down, to effect solid construction.
- A flexible O-ring around each hardware fastener creates an invisible, watertight seal. Unlike silicone, bolts with O-rings can be adjusted or removed and will seal again when resealed.
- All fasteners are chrome-plated stainless steel.



FORMULA JOINS THE DECK AND HULL UTILIZING SUPERIOR PROCEDURES FOR RUGGED DURABILITY.

- Plexus®, an industrial bonding agent, joins the deck and hull with an inseparable chemical meld.
- The deck and hull joint is also bolted together with 1/4" stainless steel truss-head bolts backed up with heavy aluminum plates at 18-inch intervals.
- This unyielding structure is vital offshore where wave action takes its toll on all but the strongest construction.

EXACTING TECHNIQUES RESULT IN RELIABLE ON-WATER ELECTRICAL SYSTEMS

FORMULA INSTALLS DEPENDABLE, DEEP-CYCLE BATTERIES FOR SUPERIOR RELIABILITY.

- Deep-cycle batteries are standard in all Sun Sports and Super Sports.
- Deep-cycle batteries can be charged repeatedly without losing strength — another way built-in reliability keeps you on the water.



ALL FORMULA ELECTRICAL SYSTEMS ARE DESIGNED TO GIVE UNINTERRUPTED SERVICE.

- Formula individually secures each wiring connection with a visible crimp instead of using pre-insulated connectors common in the industry.
- The crimped connection is insulated with double-walled shrink tubing — the inner wall of hot-melt adhesive forms a sealed barrier against water and corrosion while the outer wall prevents shorts.
- For longer runs, color-coded wires are routed through flexible conduit for protection and security.
- Instrument panels are easily removed to access dash wiring connections.



E-T-A® CIRCUIT BREAKERS PROTECT YOUR SYSTEMS FROM EXCESS ELECTRICAL CURRENT DAMAGE.

- "Push-push" switch design disconnects and resets the circuit.
- Circuit breaker security enhances electrical component reliability.
- Circuit breakers eliminate the need to stock a variety of fuses.





FORMULA'S VERSATILE COCKPITS ARE ERGONOMICALLY CORRECT AND EXECUTED TO PERFECTION

VERSATILE COCKPITS ARE DESIGNED FOR ENJOYABLE TIMES TOGETHER.

- Comfortable, U-shaped lounge seating with tables and filler cushions converts to a large sun lounge.
- The integrated wetbar with hinged Corian® countertop, molded sink, cooler storage and trash receptacle is a convenient center for refreshments any time.
- Throughout the cockpit polished stainless steel drink holders are within easy reach.



SUN SPORT AND SUPER SPORT HELM DESIGN ACHIEVES CORRECT ERGONOMICS FOR YOU.

- Constructing full-scale mockups for each new model finalizes correct human dimensions.
- The helm provides easily viewed, comfortably reached shifters, throttles, gauges and switches.
- Backlit, waterproof rocker switches provide easy recognition and systems control.

THE SPECIALLY ENGINEERED HELM SEAT ACCOMMODATES TWO IN COMFORT.

- With the generous, double-wide command seat, both captain and companion enjoy the view at the helm.
- Both well-padded hinge-up seats offer the individual option of sitting, standing, or leaning back against the upright seat.



SUPERIOR COCKPIT SEATING IS DESIGNED FOR RELAXED COMFORT.

- Formula is regarded as the leader in expertly designed and executed seating.
- Human dimension criteria are utilized to achieve correct proportions and contouring.
- Separate, pre-shaped foam components are placed in each seat to provide optimal lumbar and leg support.



ELIMINATING WOOD IN THE COCKPIT PROVIDES LASTING DURABILITY.

- StarLite® XL polyurethane marine paneling is used instead of wood throughout the cockpit.
- Seat cores are either rotocast plastic or formed fiberglass, creating a virtually indestructible framework.
- Eliminating wood structure extends the cockpit's like-new appearance into the future.

SPECIALIZED FOAM MAKES THE DIFFERENCE IN DRY COCKPIT SEATING.

- Advanced Dri-Fast® polyurethane foam is used throughout the Formula cockpit.
- Instead of being trapped, water freely drains through the foam, eliminating soggy seats.



RUGGED, TRANSPORTATION-GRADE COCKPIT UPHOLSTERY LOOKS NEW FAR LONGER.

- Formula upholstery holds its shape and resists tears due to its extra density and premium-grade backing material.
- Top grade vinyl accents are color-permeated and coordinate with the exterior Imron® colors.
- Custom white vinyl, treated to resist staining, is comfortably cool, even in direct sunlight.



COMPUTERIZED CONSISTENCY AND SKILLED SEWING COMBINE TO CREATE FORMULA UPHOLSTERY'S SCULPTED APPEARANCE.

- A computer-based GERBERcutter® cuts upholstery pieces accurately and consistently.
- Assembled by Formula's skilled sewers, patterns come together in complex designs, finished with hand-guided topstitching, the hallmark of finest quality.
- Specialized thread, Tenara® by Gore™ used in sewing exterior vinyl upholstery, does not deteriorate from exposure to sunlight, cleaning agents or saltwater.

Tenara
SEWING THREAD




SUN SPORTS AND SUPER SPORTS OFFER SAFE, EASY ACCESS TO THE FOREDECK.

- Formula's beautifully curved windshields are designed with a center walk-through to the foredeck.
- The steps are properly proportioned, and protective railing offers safe access.
- This popular feature is a real plus in handling forward lines and for docking and anchoring.



THERE'S PLENTY OF ROOM FOR YOUR GEAR IN A FORMULA SS COCKPIT.

- Smooth fiberglass storage areas, free of exposed wood or carpet, protect your gear from unwanted moisture.
- Special compartments for lines, fenders and PFDs keep the cockpit clutter free.



FORMULA ENGINE ROOMS ARE WELL LAID OUT FOR EASY ACCESS AND INSPECTION.

- At the touch of a switch, a large section of the aft cockpit sole is raised for easy entry to the engine room.
- Important safety features include an engine room fume detector and the automatic fire extinguishing system.
- Formula thru-bolts all engine installations using heavy duty engine mounts with angled aluminum backing plates while some lesser-quality manufacturers simply lag-bolt motor mounts directly to engine room stringers.





SS INTERIORS PRESENT UNIQUE FEATURES AND LUXURIOUS DESIGN ELEMENTS

ULTRALEATHER™ CABIN LOUNGE SEATING PROVIDES PRACTICAL LUXURY.

- Comfort, beauty and function combine to create the perfect setting for relaxation and entertainment.
- Ultra leather has the appearance and rich, supple feel of fine leather.
- It is surprisingly tough and durable — spills wipe up easily.



FORMULA CABIN DESIGN OFFERS FIRST-CLASS AMENITIES.

- Slip-resistant cabin entry steps, constructed with high-tech Lonseal, are a stylish, practical feature.
- The floor plan maximizes cabin storage while keeping the layout sleek and flowing.
- A satisfying variety of designer décor selections complements your choice of exterior graphic color.
- Upscale lounges with beautifully coordinated pillows and draperies, high-gloss wood tables, sculptured carpeting create a luxurious environment of the highest quality.



- Super Sports also offer a custom quilted bedspread with matching pillow shams, bed linens and towel sets as additional fine furnishings of the highest quality.



PRECISE, HIGH-GLOSS CABINETRY REFLECTS THE LOOK OF FINE FURNITURE.

- Using the CAD/CAM system, programmed routers cut, drill and groove cabinetry materials for exacting assembly and fit.
- The ultra contemporary Super Sport cabinetry finished in high-gloss deep cherry wood grain.
- Cabinetry is securely bolted in place with metal brackets, while internally thru-bolted angle aluminum ensures enduring integrity.
- Top-quality recessed knob or stainless steel ring latches keep doors and drawers closed under way.
- All SS drawers are solid, dovetailed hardwood construction.
- Genuine Corian® countertops, hand-crafted by Formula with beautifully rounded edges, are smooth and seamless — easy to clean and care for.
- Stoves and trash receptacles are cleverly concealed in the Corian countertop.



AUDIO VISUAL SYSTEMS INCLUDE THE VERY LATEST IN TECHNOLOGY

THE LATEST IN SOUND SYSTEM TECHNOLOGY ENHANCES YOUR LISTENING ENJOYMENT.

- Formula installs a top-quality AM/FM/CD stereo system with marine-grade speakers in each Sun Sport and Super Sport.
- Each Formula sports an iPod™/MP3 port at the helm, and with the 10-disc CD changer package, the iPod docking station in the cabin charges the player while giving you complete playlist control from stereo remotes.
- Available cockpit subwoofers enhance your stereo's low-frequency response and present full, rich sound underway.
- A crystal-clear digital signal and complimentary six-month subscription to Sirius Satellite Radio ensures static-free reception.



FORMULA RESEARCHES THE LATEST IN LCD FLATSCREEN TECHNOLOGY TO PROVIDE THE ULTIMATE VIEWING EXPERIENCE.

- Formula seeks out A/V components capable of ensuring superior performance.
- Premium LCD TV technology delivers a rich, razor-sharp picture.
- In hardtop-equipped 400 Super Sport, the cockpit flatscreen monitor option with wireless technology frees you to watch television anywhere on or near your boat.



FORMULA'S UNIQUE IMRON® PROCESS RESULTS IN A VIBRANT FINISH THAT FAR SURPASSES ALL OTHERS

- Executed with DuPont Imron, a durable all-weather urethane, Formula graphics excel in design, quality and lasting beauty.
- Formula offers the widest range of color selections and designs to personalize your powerboat.
- Complicated preparation, patterning and masking procedures are involved in each different color application.
- Imron-finished graphics never chalk or fade as compared to colored gelcoat; Imron retains its original, like-new brilliance and glossy surface year after year.



FORMULA SUN SPORTS AND SUPER SPORTS ARE DESIGNED, BUILT, TESTED AND PROTECTED TO ENSURE FORMULA OWNER SATISFACTION

NMMA CERTIFICATION OF ALL FORMULAS IS A REASSURING SAFETY FACTOR.

- As a charter member of the National Marine Manufacturers Association, Formula has always been committed to product integrity.
- The safety of owners is of primary importance to Formula.
- NMMA certification to ABYC standards is displayed in each Formula and should be a determining factor when considering other boats.



THE FINAL QAP INSPECTION ASSURES ULTIMATE QUALITY IN YOUR FORMULA.

- During the Quality Assurance Program inspection, both corporate and production personnel thoroughly evaluate your Formula.
- Fit and finish details are examined from a customer's point of view.
- Critical observation by Formula Team members reinforces the importance of maintaining top quality for owners.
- Final approval overall earns the gleaming Formula logo and prestigious Thunderbird emblem displayed on each model.



TEST TANK EVALUATION OF EACH FORMULA ASSURES TURN-KEY DELIVERY.

- Working through an extensive checklist, all instruments, systems and accessories are tested.
- Engines are powered up to verify proper operation.
- A continuous spray of water on the foredeck confirms a watertight seal around deck hatches, hardware and along the windshield.
- In addition, Formula maintains an extensive on-water testing program to ensure the ongoing improvement of the Formula line.



FORMULA GUARD PROTECTS YOUR BOATING INVESTMENT.

- The Formula Guard protection plan protects your boating investment with a 10-year structural warranty.
- A five-year limited protection plan under Formula Guard covers engine/outdrive, accessories and components, including labor and materials.
- Formula Guard is transferable during the first five years of ownership, increasing your Formula's value.
- For detailed information visit our website at www.formulaboats.com.



FORMULA RELIABILITY CENTERS ENSURE EXCELLENT SERVICE FOR YOUR FORMULA.

- Formula works with dealerships to provide quick, expert service, keeping Formula boaters happy and on the water.
- Each dealership is assigned a Formula technical assistance representative to address questions requiring a direct response from the factory.
- Dealers are well informed regarding Formula product so they can provide timely, expert technical and mechanical service.



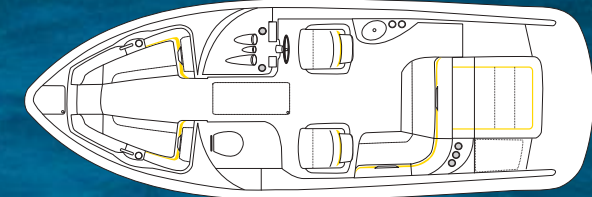
THE FORMULA DIFFERENCE

- COMPARE THIS FORMULA DIFFERENCE CHECKLIST TO ANY OTHER BOAT OFFERED ON THE MARKET TODAY.
- YOU'LL SOON FIND THAT THE BEST WAY TO IMPROVE YOUR BOATING EXPERIENCE IS IN YOUR OWN FORMULA FOR 2007.
- ADVANCED PRODUCTION STANDARDS RESULT IN TOP QUALITY
 - DESIGN EXCELLENCE TEAMS UP WITH PRECISION ENGINEERING
 - FORMULA SUN SPORTS AND SUPER SPORTS MOVE OUT WITH RESPONSIVE, SPIRITED PERFORMANCE
 - SUPERIOR MATERIALS AND CONSTRUCTION EXPERTISE ENSURE LASTING BEAUTY AND DURABILITY
 - DEMANDING STANDARDS ASSURE COMPONENTRY AND HARDWARE DEPENDABILITY
 - EXACTING TECHNIQUES RESULT IN RELIABLE ON-WATER ELECTRICAL SYSTEMS
 - FORMULA'S VERSATILE COCKPITS ARE ERGONOMICALLY CORRECT AND EXECUTED TO PERFECTION
 - SS INTERIORS PRESENT UNIQUE FEATURES AND LUXURIOUS DESIGN ELEMENTS
 - AUDIO VISUAL SYSTEMS INCLUDE THE VERY LATEST IN TECHNOLOGY
 - FORMULA'S UNIQUE IMRON® PROCESS RESULTS IN A VIBRANT FINISH THAT FAR SURPASSES ALL OTHERS
 - FORMULA SUN SPORTS AND SUPER SPORTS ARE DESIGNED, BUILT, TESTED AND PROTECTED TO ENSURE ULTIMATE OWNER SATISFACTION



240 BOWRIDER SPECIFICATIONS			
LOA	24' 0"	7.32	M
MAXIMUM BEAM	8' 6"	2.59	M
APPROXIMATE WEIGHT	5,000 LBS	2,268	KG
FUEL CAPACITY	60 GAL	227	L
WATER CAPACITY	10 GAL	38	L
HOLDING TANK CAPACITY (OPT.)	10 GAL	38	L
BRIDGE CLEARANCE (LIGHT LOAD)	4' 8"	1.42	M
BRIDGE CLEARANCE W/SPORT ARCH	7' 5"	2.26	M
DRAFT	36"	.91	M
DEADRISE	20°	20°	

SEE PAGE 32 FOR STANDARD AND AVAILABLE EQUIPMENT



240 BR





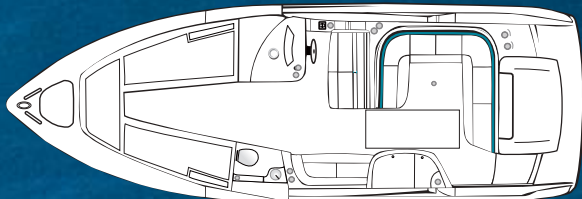
260 BOWRIDER SPECIFICATIONS

LOA	28'0"	8.53 M
MAXIMUM BEAM	8'6"	2.59 M
APPROXIMATE WEIGHT	6,300 LBS	2,858 KG
FUEL CAPACITY	92 GAL	348 L
WATER CAPACITY	14 GAL	53 L
HOLDING TANK CAPACITY (OPT.)	18 GAL	68 L
BRIDGE CLEARANCE (LIGHT LOAD)	5'0"	1.52 M
BRIDGE CLEARANCE W/SPORT ARCH	8'3"	2.51 M
DRAFT	32"	.81 M
DEADRISE	22°	22°

SEE PAGE 32 FOR STANDARD
AND AVAILABLE EQUIPMENT



260 BR



GULFSTREAM METALLIC IMRON® FLAGSHIP GRAPHIC
AND COCKPIT ACCENT STRIPING



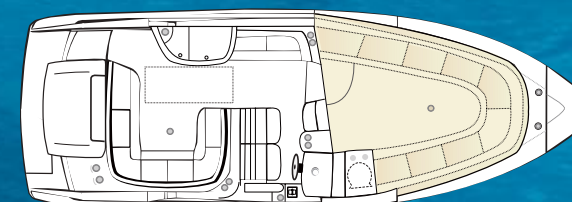


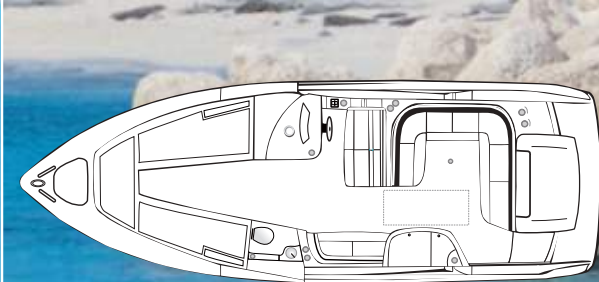
BRIGHT RED IMRON® FLAGSHIP GRAPHIC
AND COCKPIT ACCENT STRIPING

260 SUN SPORT SPECIFICATIONS

LOA	28' 0"	8.53 M
MAXIMUM BEAM	8' 6"	2.59 M
APPROXIMATE WEIGHT	5,700 LBS	2,585 KG
CABIN HEADROOM	4' 5"	1.35 M
FUEL CAPACITY	92 GAL	348 L
WATER CAPACITY	15 GAL	57 L
HOLDING TANK CAPACITY (OPT.)	18 GAL	68 L
BRIDGE CLEARANCE (LIGHT LOAD)	5' 0"	1.52 M
BRIDGE CLEARANCE W/SPORT ARCH	8' 3"	2.51 M
DRAFT	32"	.81 M
DEADRISE	22°	22°

SEE PAGE 33 FOR STANDARD
AND AVAILABLE EQUIPMENT





280 Bowrider Specifications

LOA	29'6"	8.99 M
MAXIMUM BEAM	9'2"	2.79 M
APPROXIMATE WEIGHT (single/multi)	7,300/8,200 LBS	3,311/3,719 KG
FUEL CAPACITY	120 GAL	454 L
WATER CAPACITY	20 GAL	76 L
HOLDING TANK CAPACITY (OPT.)	26 GAL	98 L
BRIDGE CLEARANCE (LIGHT LOAD)	5'8"	1.72 M
BRIDGE CLEARANCE W/ARCH	8'6"	2.59 M
DRAFT	36"	.91 M
DEADRISE	21°	21°

SEE PAGE 33 FOR STANDARD
AND AVAILABLE EQUIPMENT



BLACK ONYX IMRON® FLAGSHIP GRAPHIC
AND COCKPIT ACCENT STRIPING



BRIGHT RED IMRON® FLAGSHIP GRAPHIC
AND COCKPIT ACCENT STRIPING

280 SUN SPORT SPECIFICATIONS		
LOA	29' 6"	8.99 M
MAXIMUM BEAM	9' 2"	2.79 M
APPROXIMATE WEIGHT	8,200 LBS	3,719 KG
CABIN HEADROOM	5' 2"	1.57 M
FUEL CAPACITY	120 GAL	454 L
WATER CAPACITY	20 GAL	76 L
HOLDING TANK CAPACITY (OPT.)	26 GAL	98 L
BRIDGE CLEARANCE (LIGHT LOAD)	5' 8"	1.72 M
BRIDGE CLEARANCE W/ARCH	8' 6"	2.59 M
DRAFT	36"	.91 M
DEADRISE	21°	21°

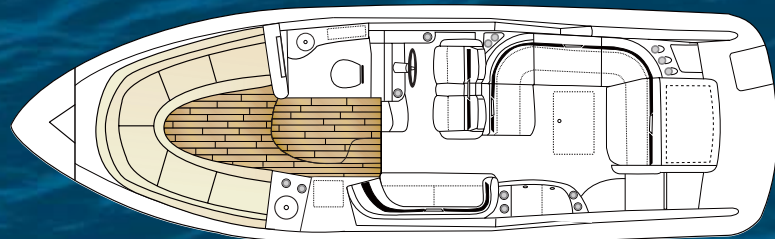
SEE PAGE 33 FOR STANDARD
AND AVAILABLE EQUIPMENT





310 SUN SPORT SPECIFICATIONS		
LOA	31' 0"	9.45 M
MAXIMUM BEAM	9' 6"	2.90 M
APPROXIMATE WEIGHT	9,750 LBS	4,423 KG
CABIN HEADROOM	5' 4"	1.63 M
FUEL CAPACITY	130 GAL	492 L
WATER CAPACITY	30 GAL	114 L
HOLDING TANK CAPACITY (OPT.)	36 GAL	136 L
BRIDGE CLEARANCE (LIGHT LOAD)	6' 0"	1.83 M
BRIDGE CLEARANCE W/ARCH	8' 8"	2.64 M
DRAFT	37"	.94 M
DEADRISE	22°	22°

SEE PAGE 34 FOR STANDARD
AND AVAILABLE EQUIPMENT



BLACK ONYX IMRON® FLAGSHIP ELITE GRAPHIC
AND COCKPIT ACCENT STRIPING



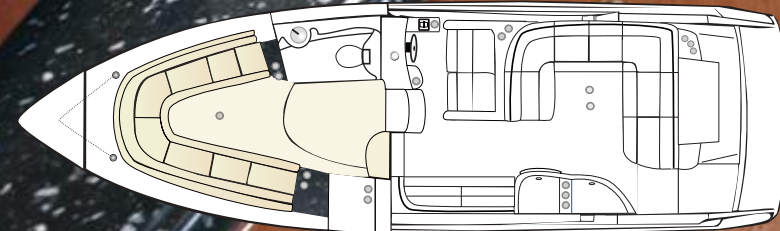
330 SUN SPORT SPECIFICATIONS

LOA	34' 5"	10.50 M
MAXIMUM BEAM	10' 2"	3.1 M
APPROXIMATE WEIGHT	10,950 LBS	4,967 KG
CABIN HEADROOM	5' 7"	1.7 M
FUEL CAPACITY	160 GAL	606 L
WATER CAPACITY	20 GAL	76 L
HOLDING TANK CAPACITY	26 GAL	98 L
BRIDGE CLEARANCE (LIGHT LOAD)	6' 0"	1.83 M
BRIDGE CLEARANCE W/ARCH	9' 0"	2.74 M
DRAFT	35"	.89 M
DEADRISE	20°	20°

SEE PAGE 35 FOR STANDARD
AND AVAILABLE EQUIPMENT



SILVER DIAMOND PEARL IMRON® FLAGSHIP GRAPHIC
AND COCKPIT ACCENT STRIPING



SAPPHIRE DECOR WITH HIGH-GLOSS DEEP CHERRY CABINETRY, GRAVEL CORIAN® AND MANILA ULTRALEATHER™



BLACK CHERRY METALLIC IMRON® FLAGSHIP GRAPHIC
AND COCKPIT ACCENT STRIPING



370 SUPER SPORT SPECIFICATIONS

LOA	38' 6"	11.73 M
MAXIMUM BEAM	10' 9"	3.28 M
APPROXIMATE WEIGHT	15,100 LBS 6,849 KG	
CABIN HEADROOM	6' 2"	1.88 M
FUEL CAPACITY	238 GAL 901 L	
WATER CAPACITY	43 GAL 163 L	
HOLDING TANK CAPACITY	50 GAL 189 L	
BRIDGE CLEARANCE (LIGHT LOAD)	10'	3.05 M
DRAFT	36"	.91 M
DEADRISE	21°	21°

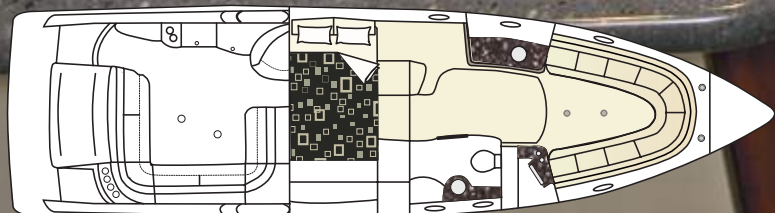
SEE PAGE 36 FOR STANDARD
AND AVAILABLE EQUIPMENT



2004 AWARD FOR PRODUCT EXCELLENCE
SPORT CRUISER OF THE YEAR



370 SS



GRAPHITE DÉCOR WITH HIGH-GLOSS DEEP CHERRY CABINETRY, FIELDSTONE CORIAN® AND MANILA ULTRALEATHER™



400 SUPER SPORT SPECIFICATIONS		
LOA	41' 6"	12.65 M
MAXIMUM BEAM	11' 0"	3.35 M
APPROXIMATE WEIGHT (GAS/DIESEL)	16,100/17,100 LBS	7,303/7,756 KG
APPROX. WEIGHT W/HARDTOP (GAS/DIESEL)	17,100/18,100 LBS	7,756/8,210 KG
CABIN HEADROOM	6' 2"	1.88 M
FUEL CAPACITY	250 GAL	946 L
WATER CAPACITY	50 GAL	189 L
HOLDING TANK CAPACITY	50 GAL	189 L
BRIDGE CLEARANCE (LIGHT LOAD)	10' 6"	3.20 M
BRIDGE CLEARANCE (LIGHT LOAD) W/MAST LIGHT	11' 6"	3.51 M
BRIDGE CLEARANCE (LIGHT LOAD) W/MAST LIGHT & W/RAADAR	11' 6"	3.51 M
BRIDGE CLEARANCE (LIGHT LOAD) W/MAST LIGHT & W/HARDTOP	12' 6"	3.81 M
DRAFT	36"	.91 M
DEADRISE	22"	22°

SEE PAGE 37 FOR STANDARD AND AVAILABLE EQUIPMENT



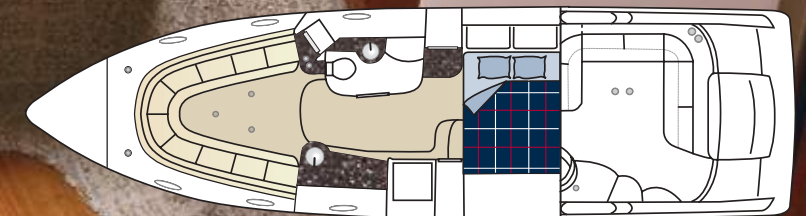
400 SS



FLAGSHIP DESIGNER IMRON® GRAPHIC
AVAILABLE WITH RALPH LAUREN FABRIC PACKAGE



400 SS



RALPH LAUREN FABRIC PACKAGE WITH
HIGH-GLOSS DEEP CHERRY CABINETRY AND MOROCCO CORIAN®



240 BOWRIDER STANDARD EQUIPMENT

240 BOWRIDER EXTERIOR

- NMMA Certification
- Transferable 5-Year Formula Guard Limited Protection Plan
- Imron® graphic A or B w/cockpit accent striping
- High-density fiberglass-reinforced polyurethane structural hull matrix
- Foam-filled hull cavities
- Chemically bonded & thru-bolted deck-to-hull joint
- Heavy-duty PVC gunwale w/stainless steel insert
- Concealed fiberglass anchor locker w/316L stainless steel beach ladder
- Stainless steel hardware & 316L stainless steel welded rails
- Stainless steel fuel fill w/integral vent
- Tinted, tempered curved-glass windshield w/center walk-thru
- Windshield wiper
- Polished air horn
- 316L stainless steel transom grab rails & ski/wakeboard swivel-head rope mount
- Transom-mounted stereo remote control
- Transom-mounted outdrive switches
- Extended integrated swim platform w/concealed 316L stainless steel swim ladder & pull-up cleats
- Portside transom trunk storage

240 BOWRIDER COCKPIT

- Continuous molded fiberglass deck & cockpit liner
- Dash panels w/burl wood finish & brushed metallic finish
- Complete Livorsi® illuminated instrumentation, domed w/chrome bezels
- Dash panel-mounted Ritchie® compass
- Digital depth sounder
- Side-mount shift/throttle control w/trim switch
- Safety ignition stop switch w/tether
- Dino™ tilt steering wheel w/burl & brushed metallic accents
- Bennett® hydraulic trim tabs
- Auxiliary 12V outlet
- Illuminated waterproof accessory rocker switches w/E-T-A® circuit breakers
- Kenwood AM/FM/CD stereo w/high-power output, dash-mounted full-feature remote control, four 100W 6 ½" 2-way marine-grade speakers
- Six-month subscription to Sirius™ Satellite digital broadcast
- iPod™/MP3 port
- Thirteen polished stainless steel drink holders
- Cockpit/swim platform courtesy lights
- Weather-resistant cockpit seating featuring Dri-Fast® foam & StarLite® XL synthetic marine panel construction
- Dual-position twin bucket seating
- L-shaped aft lounge seating
- w/Igloo® cooler below
- Aft-facing sun lounge—converts to full-length sunpad
- Removable cockpit table



- Molded fiberglass wetbar w/stainless steel sink, Corian® countertop, concealed trash receptacle, fire extinguisher & 316L stainless steel safety rail
- Demand water system
- Battery on/off switch
- In-floor ski & wakeboard storage
- Custom patterned cockpit carpet
- Bow & cockpit covers in color-matched non-fading Sunbrella® acrylic fabric w/SeaMark™

240 HEAD COMPARTMENT

- Continuous molded fiberglass liner
- Curved, one-piece locking door
- Portable head unit
- Carbon monoxide detector

240 BOWRIDER ENGINE ROOM

- Single engine installation
- Motorized hatch lift
- Courtesy lighting
- Fume detector
- Automatic fire extinguisher
- Thru-bolted engine mounts
- Remote oil filter
- Marine battery w/retainer
- Active & passive galvanic corrosion protection systems
- Bilge blowers
- Automatic bilge pump
- Polished stainless steel props

240 BOWRIDER AVAILABLE EQUIPMENT

- Imron Flagship graphic w/full hullside color
- Imron Flagship Elite graphic design
- Polished stainless steel bow docking lights
- Ski/wakeboard swivel-head rope pylon
- Custom polished 316L stainless steel sport arch w/mast light & wakeboard swivel-head rope mount
- VHF radio w/antenna
- Garmin® GPS navigational system w/172C color chart plotter
- SmartCraft™ instrumentation system (on Mercury engine packages only)
- SmartCraft instrumentation w/DTS digital throttle & shift control system (on Mercury engine packages only)
- 200W cockpit subwoofer
- Bow seating filler cushions
- Transom shower
- 12V inflator for towable floats w/storage pouch
- Manual porcelain head unit w/10-gallon holding tank & dockside pumpout
- Manual porcelain head unit w/10-gallon holding tank & Y-valve for macerator discharge or dockside pumpout
- Gray water holding system
- Engine freshwater flush system
- Extra battery w/selector switch
- Captain's Call™ exhaust diverter
- Bimini top in color-matched non-fading Sunbrella acrylic fabric w/SeaMark vinyl undercoating
- Front & side curtains w/easy-mount zipper connectors & aft cockpit enclosure in color-matched non-fading Sunbrella acrylic fabric w/SeaMark™ vinyl undercoating



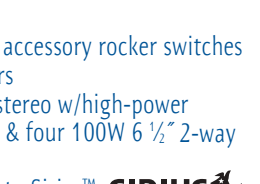
260 BOWRIDER STANDARD EQUIPMENT

260 BOWRIDER EXTERIOR

- NMMA Yacht Certification
- Transferable 5-Year Formula Guard Limited Protection Plan
- Imron® graphic A or B w/cockpit accent striping
- Pressure-treated Perma Panel™ structural hull matrix
- Foam-filled hull cavities
- Chemically bonded & thru-bolted deck-to-hull joint
- Heavy-duty PVC gunwale w/stainless steel insert
- Concealed fiberglass anchor locker
- Stainless steel hardware & 316L stainless steel welded rails
- Stainless steel fuel fill w/integral vent
- Two port lights w/screens
- Tinted, tempered curved-glass windshield w/center walk-thru
- Windshield wiper
- Polished air horn
- Ski/wakeboard swivel-head rope pylon
- Transom-mounted stereo remote control
- Transom-mounted outdrive switches
- Extended integrated swim platform w/concealed 316L stainless steel swim ladder
- Transom shower

260 BOWRIDER COCKPIT

- Continuous molded fiberglass deck & cockpit liner
- Dash panels w/burl wood finish & brushed metallic finish
- Complete Livorsi® illuminated instrumentation, domed w/chrome bezels
- Ritchie® compass
- Digital depth sounder
- Shift/throttle control w/trim switch
- Safety ignition stop switch w/tether
- Dino™ tilt steering wheel w/burl & brushed metallic insets
- Bennett trim tab switches & indicators
- Auxiliary 12V outlet
- Illuminated waterproof accessory rocker switches w/E-T-A® circuit breakers
- Kenwood® AM/FM/CD stereo w/high-power output, changer control & four 100W 6 ½" 2-way marine-grade speakers
- Six-month subscription to Sirius™ Satellite digital broadcast
- iPod™/MP3 port
- Thirteen polished stainless steel drink holders
- Cockpit/swim platform courtesy lights
- Weather-resistant cockpit seating featuring Dri-Fast® foam & StarLite® XL synthetic marine panel construction
- Twin command seating w/dual-position helm & companion seats
- Port lounge w/integrated storage
- Bow seating w/filler cushions
- Forward in-floor wakeboard storage
- Starboard storage locker
- U-shaped aft lounge seating w/storage
- Dual-height cockpit table w/filler cushion



- Molded fiberglass wetbar w/integrated sink, Corian® countertop, concealed trash receptacle, 17 ½"-quart Igloo® cooler & integral 316L stainless steel safety rail
- Demand water system
- Fire extinguisher
- Battery selector switch
- In-floor ski storage
- Concealed fender storage w/two fenders
- Custom patterned cockpit carpet
- Transom door
- Bimini top in color-matched non-fading Sunbrella® acrylic fabric w/SeaMark™ vinyl undercoating
- Bow tonneau cover in color-matched non-fading Sunbrella acrylic fabric w/SeaMark
- Cockpit cover in color-matched non-fading Sunbrella acrylic fabric w/SeaMark vinyl undercoating

260 BOWRIDER HEAD COMPARTMENT

- Continuous molded fiberglass liner
- Curved, one-piece locking door
- Portable head unit
- Molded fiberglass vanity w/stainless steel sink
- Carbon monoxide detector

260 BOWRIDER ENGINE ROOM

- Single engine installation
- Motorized hatch lift
- Courtesy lighting
- Fume detector
- Automatic fire extinguisher
- Thru-bolted engine mounts
- Remote oil filter
- Two marine batteries w/retainers
- Active & passive galvanic corrosion protection systems
- Bilge blowers
- Automatic bilge pump
- Bennett® hydraulic trim tabs
- Stainless steel props

260 BOWRIDER AVAILABLE EQUIPMENT

- Imron Flagship graphic w/full hullside color
- Imron Flagship Elite graphic design
- Polished stainless steel bow docking lights
- Polished stainless steel windshield frame
- Custom polished 316L stainless steel sport arch w/mast light & ski tow eye
- VHF radio w/antenna
- SmartCraft™ instrumentation system (on Mercury engine packages only)
- SmartCraft instrumentation w/DTS digital throttle & shift control system (on Mercury engine packages only)
- 12V inflator for towable floats w/storage pouch
- Manual porcelain head unit w/18-gallon holding tank & dockside pumpout
- Manual porcelain head unit w/18-gallon holding tank & Y-valve for macerator discharge or dockside pumpout
- VacuFlush® unit w/18-gallon holding tank & dockside pumpout
- Gray water holding system
- Engine freshwater flush system
- Captain's Call™ exhaust diverter
- Front & side curtains w/easy-mount zipper connectors & aft cockpit enclosure in color-matched non-fading Sunbrella acrylic fabric w/Seamark vinyl undercoating



260 SUN SPORT STANDARD EQUIPMENT

260 SUN SPORT EXTERIOR

- NMMA Yacht Certification
- Transferable 5-Year Formula Guard Limited Protection Plan
- Imron® graphic A or B w/cockpit accent striping
- Pressure-treated Perma Panel™ structural hull matrix
- Foam-filled hull cavities
- Chemically bonded & thru-bolted deck-to-hull joint
- Heavy-duty PVC gunwale w/stainless steel insert
- Concealed fiberglass anchor locker
- Stainless steel hardware & 316L stainless steel welded rails
- Stainless steel fuel fill w/integral vent
- Bomar® cabin venting hatch w/screen
- Two port lights w/screens
- Nonskid foredeck center walkway
- Tinted, tempered curved-glass windshield w/center walk-thru
- Windshield wiper
- Polished air horn
- Ski/wakeboard swivel-head rope pylon
- Transom-mounted stereo remote control
- Transom-mounted outdrive switches
- Extended integrated swim platform w/concealed 316L stainless steel swim ladder
- Transom shower

260 SUN SPORT COCKPIT

- Continuous molded fiberglass deck & cockpit liner
- Molded fiberglass in-dash deck access steps w/316L stainless steel handrail
- Dash panels w/burl wood finish & brushed metallic finish
- Complete Livorsi® illuminated instrumentation, domed w/chrome bezels
- Ritchie® compass
- Digital depth sounder
- Shift/throttle control w/trim switch
- Safety ignition stop switch w/tether
- Dino™ tilt steering wheel w/burl & brushed metallic insets
- Bennett trim tab switches & indicators
- Auxiliary 12V outlet
- Illuminated waterproof accessory rocker switches w/E-T-A® circuit breakers
- Kenwood® AM/FM/CD stereo w/high-power output, changer control & four 100W 6 ½" 2-way marine-grade speakers
- Six-month subscription to Sirius™ Satellite digital broadcast
- iPod™/MP3 port
- Nine polished stainless steel drink holders
- Cockpit/swim platform courtesy lights
- Weather-resistant cockpit seating featuring Dri-Fast® foam & StarLite® XL synthetic marine panel construction
- Twin command seating w/dual-position helm & companion seats
- Port lounge w/integrated storage
- U-shaped aft lounge seating w/storage
- Dual-height cockpit table w/filler cushion
- Molded fiberglass wetbar w/integrated sink, Corian® countertop, concealed trash receptacle, 17 ½"-quart Igloo® cooler & integral 316L stainless steel safety rail
- Demand water system
- Fire extinguisher
- Battery selector switch



- In-floor ski storage
- Concealed fender storage w/two fenders
- Custom patterned cockpit carpet
- Transom door
- Bimini top & aft canopy in color-matched non-fading Sunbrella® acrylic fabric w/SeaMark™ vinyl undercoating
- Cockpit cover in color-matched non-fading Sunbrella acrylic fabric w/SeaMark vinyl undercoating

260 SUN SPORT CABIN

- Sliding/locking cabin door
- Custom patterned carpet
- Ultraleather™ U-shaped forward dinette lounge/ double berth w/table & filler cushion
- Custom décor pillows & draperies
- Two 100W 6 ½" 2-way marine-grade speakers
- Concealed portable head unit
- Carbon monoxide detector

260 SUN SPORT ENGINE ROOM

- Single engine installation
- Motorized hatch lift
- Courtesy lighting
- Fume detector
- Automatic fire extinguisher
- Thru-bolted engine mounts
- Remote oil filter
- Two marine batteries w/retainers
- Active & passive galvanic corrosion protection systems
- Bilge blowers
- Automatic bilge pump
- Bennett® hydraulic trim tabs
- Stainless steel props

260 SUN SPORT AVAILABLE EQUIPMENT

- Imron Flagship graphic w/full hullside color
- Imron Flagship Elite graphic design
- Offshore bow rail
- Polished stainless steel bow docking lights
- Polished stainless steel windshield frame
- Custom polished 316L stainless steel sport arch w/mast light & ski tow eye
- VHF radio w/antenna
- SmartCraft™ instrumentation system (on Mercury engine packages only)
- SmartCraft instrumentation w/DTS digital throttle & shift control system (on Mercury engine packages only)
- 9" widescreen ceiling-mounted flip-down LCD monitor/DVD player w/gameports, memory stick reader and headphones
- 12V inflator for towable floats w/storage pouch
- Manual porcelain head unit w/18-gallon holding tank & Y-valve for macerator discharge or dock-side pumpout
- VacuFlush® unit w/18-gallon holding tank & dockside pumpout
- Gray water holding system
- Engine freshwater flush system
- Captain's Call™ exhaust diverter
- Front & side curtains w/easy-mount zipper connectors & aft cockpit enclosure in color-matched non-fading Sunbrella acrylic fabric w/SeaMark™ vinyl undercoating



280 BOWRIDER STANDARD EQUIPMENT

280 BOWRIDER EXTERIOR

- NMMA Yacht Certification
- Transferable 5-Year Formula Guard Limited Protection Plan
- Imron® graphic A or B w/cockpit accent striping
- Pressure-treated Perma Panel™ structural hull matrix
- Foam-filled hull cavities
- Chemically bonded & thru-bolted deck-to-hull joint
- Heavy-duty PVC gunwale w/stainless steel insert
- Concealed fiberglass anchor locker
- Stainless steel hardware & 316L stainless steel welded rails
- Stainless steel fuel fill w/integral vent
- Two port lights w/screens
- Tinted, tempered curved-glass windshield w/center walk-thru
- Windshield wiper
- Polished air horn
- 316L stainless steel transom grab rail & ski tow eye
- Transom-mounted stereo remote control
- Transom-mounted outdrive switches
- Extended integrated swim platform w/concealed 316L stainless steel swim ladder
- Transom shower

280 BOWRIDER COCKPIT

- Continuous molded fiberglass deck & cockpit liner
- Dash panels w/burl wood finish & brushed metallic finish
- Complete Livorsi® illuminated instrumentation, domed w/chrome bezels
- Ritchie® compass
- Digital depth sounder
- Livorsi shifter(s)/throttle(s) w/in-handle trim switch
- Dino™ tilt steering wheel w/burl & brushed metallic insets
- Auxiliary 12V outlet
- Bennett trim tab switches & indicators
- Illuminated waterproof accessory rocker switches w/E-T-A® circuit breakers
- Kenwood® AM/FM/CD stereo w/high-power output, changer control, four 100W 6 ½" 2-way marine-grade speakers
- Six-month subscription to Sirius™ Satellite digital broadcast
- iPod™/MP3 port
- Thirteen polished stainless steel drink holders
- Cockpit/swim platform courtesy lights
- Weather-resistant cockpit seating featuring Dri-Fast® foam & StarLite® XL synthetic marine panel construction
- Twin command seating w/dual-position helm & companion seats
- Port lounge w/ integrated dive tank storage
- Bow seating w/filler cushions
- Forward in-floor wakeboard storage w/automatic bilge pump
- Starboard storage locker
- U-shaped aft lounge seating w/storage
- Dual-height cockpit tables w/filler cushions
- Molded fiberglass galley w/integrated sink, Corian® countertop, 54-quart Igloo® cooler, trash receptacle & integral 316L stainless steel safety rail
- Demand water system



- Fire extinguisher
- Disconnect switches for auxiliary & starting batteries
- In-floor ski storage
- Concealed fender storage w/two fenders
- Custom patterned cockpit carpet
- Pneumatic-assist transom door
- Bimini top & aft canopy in color-matched non-fading Sunbrella® acrylic fabric w/SeaMark™ vinyl undercoating
- Bow tonneau cover in color-matched non-fading Sunbrella acrylic fabric w/SeaMark
- Cockpit cover in color-matched non-fading Sunbrella acrylic fabric w/SeaMark vinyl undercoating

280 BOWRIDER HEAD COMPARTMENT

- Continuous molded fiberglass liner
- Curved, one-piece locking door
- Portable head unit
- Molded fiberglass vanity w/stainless steel sink
- Carbon monoxide detector

280 BOWRIDER ENGINE ROOM

- Twin or single engine installation
- Motorized hatch lift
- Courtesy lighting
- Fume detector
- Automatic fire extinguisher
- Thru-bolted engine mounts
- Remote oil filter(s)
- Two marine batteries w/retainers
- Active & passive galvanic corrosion protection systems
- Bilge blowers
- Automatic bilge pump
- Bilge high water alarm
- Bennett® hydraulic trim tabs
- Stainless steel props

280 BOWRIDER AVAILABLE EQUIPMENT

- Imron Flagship graphic w/full hullside color
- Imron Flagship Elite graphic design
- Polished stainless steel bow docking lights
- Polished stainless steel windshield frame
- Radar arch w/mast light and polished stainless steel windshield frame
- 120V shorepower w/galvanic isolator & monitor, 50-amp battery charger, 30-amp cord, transom hookup & 120V GFCI outlet
- VHF radio w/antenna
- Garmin® GPS navigational system w/172C color chart plotter
- SmartCraft™ instrumentation system (on Mercury engine packages only)
- SmartCraft instrumentation w/DTS digital throttle & shift control system (on Mercury engine packages only)
- Kenwood AM/FM/CD stereo w/720W amplification, 10-disc CD changer, two additional 6 ½" 2-way marine-grade speakers, iPod docking station & 200W cockpit subwoofer
- Cockpit alcohol stove
- Cockpit 120V/12V brushed stainless steel refrigerator
- 12V inflator for towable floats w/storage pouch
- Manual porcelain head unit w/26-gallon holding tank & dockside pumpout
- Manual porcelain head unit w/26-gallon holding tank & Y-valve for macerator discharge or dockside pumpout
- VacuFlush® unit w/26-gallon holding tank & Y-valve for macerator discharge or dockside pumpout
- VacuFlush unit w/26-gallon holding tank & dockside pumpout
- Gray water holding system
- Engine freshwater flush system
- Captain's Call™ exhaust diverter
- Front & side curtains w/easy-mount zipper connectors & aft cockpit enclosure in color-matched non-fading Sunbrella acrylic fabric w/SeaMark vinyl undercoating





280 SUN SPORT STANDARD EQUIPMENT

280 SUN SPORT EXTERIOR

- NMMA Yacht Certification
- Transferable 5-Year Formula Guard Limited Protection Plan
- Imron® graphic A or B w/cockpit accent striping
- Pressure-treated Perma Panel™ structural hull matrix
- Foam-filled hull cavities
- Chemically bonded & thru-bolted deck-to-hull joint
- Heavy-duty PVC gunwale w/stainless steel insert
- Concealed fiberglass anchor locker
- Stainless steel hardware & 316L stainless steel welded rails
- Stainless steel fuel fill w/integral vent
- Bomar® cabin venting hatch w/screen
- Two port lights w/screens
- Nonskid foredeck center walkway
- Tinted, tempered curved-glass windshield w/center walk-thru
- Windshield wiper
- Polished air horn
- 316L stainless steel transom grab rail & ski tow eye
- Transom-mounted stereo remote control
- Transom-mounted outdrive switches
- Extended integrated swim platform w/concealed 316L stainless steel swim ladder
- Transom shower



280 SUN SPORT COCKPIT

- Continuous molded fiberglass deck & cockpit liner
- Molded fiberglass in-dash deck access steps w/316L stainless steel handrail
- Dash panels w/burl wood finish & brushed metallic finish
- Complete Livorsi® illuminated instrumentation, domed w/chrome bezels
- Ritchie® compass
- Digital depth sounder
- Livorsi shifters/throttles w/in-handle trim switch
- Safety ignition stop switches w/tethers
- Dino™ tilt steering wheel w/burl & brushed metallic insets
- Auxiliary 12V outlet
- Bennett trim tab switches & indicators
- Fingertip trim switches
- Illuminated waterproof accessory rocker switches w/E-T-A® circuit breakers
- Dash-mounted full-feature stereo remote control
- Two 160W 6" x 9" 3-way marine-grade speakers
- iPod™/MP3 port
- Eleven polished stainless steel drink holders
- Cockpit/swim platform courtesy lights
- Weather-resistant cockpit seating featuring Dri-Fast® foam & StarLite® XL synthetic marine panel construction
- Twin command seating w/dual-position helm & companion seats
- Port lounge w/integrated dive tank storage
- U-shaped aft lounge seating w/storage
- Dual-height cockpit tables w/filler cushions
- Molded fiberglass wetbar w/integrated sink, Corian® countertop, 54-quart Igloo® cooler, trash receptacle & integral 316L stainless steel safety rail
- Fire extinguisher
- Disconnect switches for auxiliary & starting batteries
- In-floor ski storage
- Concealed fender storage w/two fenders
- Custom patterned cockpit carpet
- Pneumatic-assist transom door
- Bimini top & aft canopy in color-matched non-fading Sunbrella® acrylic fabric w/SeaMark™ vinyl undercoating
- Cockpit cover in color-matched non-fading Sunbrella acrylic fabric w/SeaMark vinyl undercoating



280 SUN SPORT CABIN

- Sliding/locking cabin door
- Custom patterned carpet
- Ultraleather™ U-shaped forward dinette lounge/double berth w/high-gloss, solid wood table & filler cushions
- Custom décor pillows & draperies
- Entertainment center in high gloss deep cherry finish w/storage & full Corian countertop
- Kenwood® AM/FM/CD stereo w/high-power output, changer control & two 100W 6 1/2" 2-way marine-grade speakers
- Six-month subscription to Sirius™ Satellite digital broadcast
- Hanging locker
- Private head compartment w/portable unit, molded fiberglass vanity & stainless steel sink
- Demand water system
- Fire extinguisher
- Carbon monoxide detector

280 SUN SPORT ENGINE ROOM

- Twin engine installation
- Motorized hatch lift
- Courtesy lighting
- Fume detector
- Automatic fire extinguisher
- Thru-bolted engine mounts
- Two marine batteries w/retainers
- Active & passive galvanic corrosion protection systems
- Bilge blowers
- Automatic bilge pump
- Bilge high water alarm
- Bennett® hydraulic trim tabs
- Stainless steel props

280 SUN SPORT AVAILABLE EQUIPMENT

- Imron Flagship graphic w/full hullside color
- Imron Flagship Elite graphic design
- 5,000 BTU reverse cycle air conditioner w/digital climate control
- Electric windlass w/chain counter, 75' chain & polished stainless steel anchor
- Offshore bow rail
- Polished stainless steel bow docking lights
- Polished stainless steel windshield frame
- Radar arch w/mast light, polished stainless steel windshield frame and offshore bow rail
- 120V shorepower w/galvanic isolator & monitor, 50-amp battery charger, 30-amp cord, transom hookup & 120V GFCI outlet
- VHF radio w/antenna
- Garmin® GPS navigational system w/172C color chart plotter
- SmartCraft™ instrumentation system (on Mercury engine packages only)
- SmartCraft instrumentation w/DTS digital throttle & shift control system (on Mercury engine packages only)
- 15" LCD TV/monitor/DVD player w/antenna & cable connection
- Kenwood 720W stereo amplification, two additional 6 1/2" 2-way marine-grade speakers, 10-disc CD changer, iPod docking station & 200W cockpit subwoofer
- Cockpit alcohol stove
- Cockpit 120V/12V brushed stainless steel refrigerator
- Microwave oven
- 12V inflator for towable floats w/storage pouch
- Manual porcelain head unit w/26-gallon holding tank & dockside pumpout
- Manual porcelain head unit w/26-gallon holding tank & Y-valve for macerator discharge or dockside pumpout
- VacuFlush® unit w/26-gallon holding tank & dockside pumpout
- VacuFlush unit w/26-gallon holding tank & Y-valve for macerator discharge or dockside pumpout
- Gray water holding system
- Engine freshwater flush system
- Captain's Call™ exhaust diverter
- Front & side curtains w/easy-mount zipper connectors & aft cockpit enclosure in color-matched non-fading Sunbrella acrylic fabric w/SeaMark vinyl undercoating



310 SUN SPORT STANDARD EQUIPMENT

310 SUN SPORT EXTERIOR

- Transferable 5-Year Formula Guard Limited Protection Plan
- Imron® graphic A or B w/cockpit accent striping
- Pressure-treated Perma Panel™ structural hull matrix
- Foam-filled hull cavities
- Chemically bonded & thru-bolted deck-to-hull joint
- Heavy-duty PVC gunwale w/stainless steel insert
- Concealed fiberglass anchor locker
- Offshore bow rail
- Stainless steel hardware & 316L stainless steel welded rails
- Stainless steel fuel fill w/integral vent
- Two Bomar® cabin venting hatches w/screens
- Four polished stainless steel port lights w/screens
- Nonskid foredeck center walkway
- Tinted, tempered curved-glass w/stainless steel top frame & center walk-thru
- Windshield wiper
- Polished air horn
- 316L stainless steel transom grab rail & ski tow eye
- Transom-mounted stereo remote control
- Two transom-mounted 6" 2-way marine-grade stereo speakers
- Integrated swim platform w/concealed 316L stainless steel swim ladder
- Transom shower

310 SUN SPORT COCKPIT

- Continuous molded fiberglass deck & cockpit liner
- Molded fiberglass in-dash deck access steps w/316L stainless steel handrail
- Dash panels w/burl wood finish & brushed metallic finish
- Complete Livorsi® illuminated instrumentation, domed w/chrome bezels
- Dash panel-mounted Ritchie® compass
- Digital depth sounder
- Livorsi chromed shifters/throttles w/in-handle trim switch
- Safety ignition stop switches w/tethers
- Dino™ tilt steering wheel w/burl & brushed metallic insets
- Lockable under-dash storage compartment
- Auxiliary 12V outlet
- Bennett® trim tab switches & indicator
- Fingertip trim switches
- Illuminated waterproof accessory rocker switches w/E-T-A® circuit breakers
- Kenwood® waterproof dash-mounted full-feature stereo remote control
- Four 6" 2-way marine-grade speakers
- iPod™/MP3 port
- Eleven polished stainless steel drink holders
- Cockpit/swim platform courtesy lights w/hand-held remote control
- Integral 316L stainless steel safety rails
- Weather-resistant cockpit seating featuring Dri-Fast® foam & StarLite® XL synthetic marine panel construction
- Twin command seating w/dual-position helm & companion seats
- Port lounge w/integrated dive tank storage
- U-shaped aft lounge seating w/storage
- Aft-facing sun lounge—converts to full-length sunpad
- Cockpit table w/four polished cup holders
- Molded fiberglass wetbar w/integrated sink, Corian® countertop, 36-quart Igloo® cooler, trash receptacle & integral 316L stainless steel safety rail
- Fire extinguisher
- Disconnect switches for auxiliary & starting batteries
- Battery parallel emergency switch
- Concealed fender storage w/two fenders
- Custom patterned cockpit carpet
- Pneumatic-assist transom door
- Bimini top & aft canopy in color-matched non-fading Sunbrella® acrylic fabric w/SeaMark™ vinyl undercoating
- Cockpit cover in color-matched non-fading Sunbrella acrylic fabric w/SeaMark vinyl undercoating



310 SUN SPORT CABIN

- Sliding/locking cabin door w/built-in screen door
- Custom patterned carpet
- Ultraleather™ U-shaped forward dinette lounge/double berth w/high-gloss, solid wood table & filler cushions
- Custom décor pillows & draperies
- Entertainment center in deep cherry high-gloss finish w/storage & hardwood dovetailed drawer, full Corian countertop w/polished stainless steel sink, 12V stainless steel refrigerator & in-counter trash receptacle
- Kenwood® AM/FM/CD stereo w/high-power output, changer control & two 100W 6 1/2" 2-way marine-grade speakers
- Six-month subscription to Sirius™ Satellite digital broadcast
- Molded head compartment w/Vacuflush head unit, 36-gallon holding tank & dockside pumpout, molded fiberglass vanity, stainless steel sink, Corian countertop and retractable shower head
- Demand water system
- Fire extinguisher
- Carbon monoxide detector



310 SUN SPORT ENGINE ROOM

- Twin engine installation
- Motorized hatch lift
- Courtesy lighting
- Fume detector
- Automatic fire extinguisher
- Thru-bolted engine mounts
- Two marine batteries w/retainers
- Bilge blowers
- Automatic bilge pump
- Bilge high water alarm
- Bennett hydraulic trim tabs
- Stainless steel props

310 SUN SPORT AVAILABLE EQUIPMENT

- Imron Flagship graphic w/full hullside color
- Imron Flagship Elite graphic design
- American Cherry woodgrain-finish flooring
- 7000 BTU reverse cycle air conditioner w/digital climate control
- Electric windlass w/chain counter, 75' chain & polished stainless steel anchor
- Chrome 5" remote control spotlight
- Polished stainless steel bow docking lights
- Radar arch w/mast light
- 120V shorepower w/galvanic isolator & monitor, 50-amp battery charger, 30-amp cord, transom hookup & 120V GFCI outlet
- 120V/12V cabin refrigerator
- Microwave oven
- VHF radio w/antenna
- Sirius Satellite Radio Marine Weather service (available w/Raymarine E-Series navigational systems only)
- Garmin® GPS navigational system w/172C color chart plotter
- Raymarine GPS navigational system w/E80 color chart plotter
- SmartCraft™ instrumentation system (on Mercury engine packages only)
- SmartCraft instrumentation w/DTS digital throttle & shift control system (on Mercury engine packages only)
- LCD TV/monitor/DVD player, 12V w/antenna & cable connection
- Kenwood 720W stereo amplification, 10-disc CD changer, iPod docking station & 200W cockpit subwoofer
- Cockpit 120V/12V brushed stainless steel refrigerator
- 12V inflator for towable floats w/storage pouch
- VacuFlush® unit w/36-gallon holding tank & Y-valve for macerator discharge or dockside pumpout
- 120V water heater w/heat exchanger
- Gray water holding system
- Engine freshwater flush system
- 5KW/120V Kohler® low-CO emissions gas generator w/battery
- Captain's Call™ exhaust diverter
- Front & side curtains w/easy-mount zipper connectors & aft cockpit enclosure in color-matched non-fading Sunbrella acrylic fabric w/SeaMark vinyl undercoating



330 SUN SPORT STANDARD EQUIPMENT

330 SUN SPORT EXTERIOR

- NMMA Yacht Certification
- Transferable 5-Year Formula Guard Limited Protection Plan
- Imron® graphic A or B w/cockpit accent striping
- Pressure-treated Perma Panel™ structural hull matrix
- Foam-filled hull cavities
- Chemically bonded & thru-bolted deck-to-hull joint
- Heavy-duty PVC gunwale w/stainless steel insert
- Concealed fiberglass anchor locker
- Stainless steel hardware & 316L stainless steel welded rails
- Stainless steel fuel fill w/integral vent
- Two Bomar® cabin venting hatches w/screens
- Four polished stainless steel port lights w/screens
- Nonskid foredeck center walkway
- Tinted, tempered curved-glass windshield w/center walk-thru
- Windshield wiper
- Polished air horn
- 316L stainless steel transom grab rail & ski tow eye
- Transom-mounted stereo remote control
- Extended integrated swim platform w/concealed 316L stainless steel swim ladder & pull-up cleats
- Transom shower w/hot & cold controls
- 120V shorepower w/galvanic isolator & monitor, 30-amp cord & transom hookup



330 SUN SPORT COCKPIT

- Continuous molded fiberglass deck & cockpit liner
- Molded fiberglass in-dash deck access steps w/316L stainless steel handrail
- Dash panels w/burl wood finish & brushed metallic finish
- Complete Livorsi® illuminated instrumentation, domed w/chrome bezels
- Ritchie® compass
- Digital depth sounder
- Livorsi shifters/throttles w/in-handle trim switch
- Safety ignition stop switches w/tethers
- Dino™ tilt steering wheel w/burl & brushed metallic insets
- Dash storage compartment
- Auxiliary 12V outlet
- Bennett® trim tab switches & indicators
- Fingertip trim switches
- Illuminated waterproof accessory rocker switches w/E-T-A® circuit breakers
- Dash-mounted full-feature stereo remote control
- Two 100W 6 1/2" 2-way marine-grade speakers
- iPod™/MP3 port
- Ten polished stainless steel drink holders
- Cockpit/swim platform courtesy lights
- Integral 316L stainless steel safety rails
- Weather-resistant cockpit seating featuring Dri-Fast® foam & StarLite® XL synthetic marine panel construction
- Twin command seating w/dual-position helm & companion seats
- Port lounge w/integrated dive tank storage
- U-shaped aft lounge seating w/storage
- Aft sun lounge package w/two dual-height tables & sun pad inserts
- Molded fiberglass galley w/integrated sink, Corian® countertop, 54-quart Igloo® cooler, trash receptacle, integral 316L stainless steel safety rail & 120V GFCI outlet
- Fire extinguisher
- Disconnect switches for auxiliary & starting batteries
- Battery parallel emergency switch
- In-floor ski storage
- Concealed fender storage w/two fenders
- Custom patterned cockpit carpet
- Pneumatic-assist transom door
- Bimini top & aft canopy in color-matched non-fading Sunbrella® acrylic fabric w/SeaMark™ vinyl undercoating
- Cockpit cover in color-matched non-fading Sunbrella acrylic fabric w/SeaMark vinyl undercoating

330 SUN SPORT CABIN

- Sliding/locking cabin door
- Custom patterned carpet
- Ultraleather™ U-shaped forward dinette lounge/double berth w/high-gloss, solid wood table & filler cushions
- Custom décor pillows & draperies
- Entertainment center in high-gloss deep cherry finish w/storage & hardwood dovetailed drawer, full Corian countertop, concealed 120V/12V polished stainless steel refrigerator, polished stainless steel microwave oven & in-counter trash receptacle
- 120V & 12V electrical panels
- Illuminated hanging locker
- Kenwood® AM/FM/CD stereo w/high-power output & two 100W 6 1/2" 2-way marine-grade speakers
- Six-month subscription to Sirius™ Satellite digital broadcast
- Molded head compartment w/Vacuflush head unit, 26-gallon holding tank & dockside pumpout, molded fiberglass vanity, stainless steel sink w/retractable shower head faucet & exhaust fan
- Demand water system
- 120V water heater w/heat exchanger
- Fire extinguisher
- Carbon monoxide detector



330 SUN SPORT ENGINE ROOM

- Twin engine installation
- Motorized hatch lift
- Courtesy lighting
- Fume detector
- Automatic fire extinguisher
- Thru-bolted engine mounts
- Two marine batteries w/retainers
- 50-amp battery charger
- Active & passive galvanic corrosion protection systems
- Bilge blowers
- Automatic bilge pump
- Bilge high water alarm
- Bennett hydraulic trim tabs
- Stainless steel props

330 SUN SPORT AVAILABLE EQUIPMENT

- Imron Flagship graphic w/full hullside color
- Imron Flagship Elite graphic design
- American Cherry woodgrain-finish flooring
- 7000 BTU reverse cycle air conditioner w/digital climate control
- Kenwood AM/FM/CD stereo w/changer control, dash-mounted full-feature remote control, 720W amplification, two additional 6 1/2" 2-way marine-grade speakers, 10-disc CD changer, iPod docking station & 200W cockpit subwoofer
- 15" LCD TV/monitor/DVD player w/antenna & cable connection
- 12V inflator for towable floats w/storage pouch
- VacuFlush® unit w/holding tank & Y-valve for macerator discharge
- Gray water holding system
- Electric windlass w/chain counter, 75' chain & polished stainless steel anchor
- 5" remote-control spotlight
- Remote-control halogen spotlight
- Offshore bow rail
- Stainless steel bow docking lights
- Polished stainless steel windshield frame
- Radar arch w/mast light, polished stainless steel windshield frame and offshore bow rail
- VHF radio w/antenna
- Garmin® GPS navigational system w/172C color chart plotter
- SmartCraft™ SC 5000 multi-system monitor (on Mercury engine packages only)
- SmartCraft SC 5000 multi-system monitor w/DTS digital throttle & shift control system (on Mercury engine packages only)
- Engine freshwater flush system
- Cockpit alcohol stove
- 120V/12V stainless steel drawer-style refrigerator
- 5 KW/120V Kohler® low-CO emissions gas generator w/battery
- Captain's Call™ exhaust diverter
- Front & side curtains w/easy-mount zipper connectors & aft cockpit enclosure in color-matched non-fading Sunbrella acrylic fabric w/SeaMark vinyl undercoating





370 SUPER SPORT STANDARD EQUIPMENT

370 SUPER SPORT EXTERIOR

- NMMA Yacht Certification
- Transferable 5-Year Formula Guard Limited Protection Plan
- Imron® Standard graphic & cockpit accent striping
- FAS®TECH® hull
- Foam-filled continuous molded fiberglass structural grid
- Chemically bonded & thru-bolted deck-to-hull joint
- Heavy-duty PVC gunwale w/stainless steel insert
- Concealed electric windlass w/chain counter, 150" chain, & polished stainless steel anchor
- Stainless steel hardware & 316L stainless steel welded rails
- Stainless steel fuel fills w/integral vents
- Four Bomar® cabin venting hatches w/screens
- Six polished stainless steel port lights w/screens
- Nonskid foredeck center walkway
- Tinted, tempered curved-glass windshield w/center walk-thru and polished stainless steel frame
- Windshield wipers
- Radar arch w/mast light
- Polished air horn
- Transom-mounted stereo remote control
- Extended integrated swim platform w/concealed 316L stainless steel swim ladder & pull-up cleats
- Transom shower w/hot & cold controls
- Molded fiberglass transom trunk w/pneumatic lifts, fender rack & four fenders, line storage & integrated table & cushion storage
- 120V shorepower w/galvanic isolator & monitor, & two 30-amp cords
- Polished stainless steel shorepower & cable TV & telephone hookups, & polished chromed city water inlet



370 SUPER SPORT COCKPIT

- Continuous molded fiberglass deck & cockpit liner
- Molded fiberglass in-dash deck access steps w/316L stainless steel handrail
- Dash panels w/burl wood finish & brushed metallic finish
- Complete Livorsi® illuminated instrumentation, domed w/chrome bezels
- Ritchie® compass
- Raymarine™ digital depth sounder
- Raymarine ST-60 digital depth display
- Livorsi shifters/throttles w/in-handle trim switch
- Safety ignition stop switches w/tethers
- Dino™ tilt steering wheel w/genuine mahogany & leather
- Dash locker
- Auxiliary 12V outlet
- Bennett® trim tab switches & indicators
- Fingertip trim switches
- Illuminated waterproof accessory rocker switches w/E-T-A® circuit breakers
- Dash-mounted full-feature stereo remote control
- Four 100W arch-mounted 6 ½" 2-way marine-grade speakers w/200W subwoofer
- iPod™/MP3 port
- Twelve polished stainless steel drink holders
- Cockpit/swim platform courtesy lights w/hand-held remote control
- Integral 316L stainless steel safety rails
- Weather-resistant cockpit seating featuring Dri-Fast® foam & StarLite® XL synthetic marine panel construction
- Twin command seating w/dual-position helm & companion seats

- Port lounge
- U-shaped aft lounge seating w/storage
- Aft sun lounge package w/two dual-height tables & sun pad inserts
- Two custom Sunbrella® cockpit pillows
- Molded fiberglass wetbar w/integrated sink, Corian® countertop, 120V/12V brushed stainless steel refrigerator, 17 ¼"-quart Igloo® cooler, in-counter trash receptacle & 120V GFCI outlet
- Fire extinguisher
- Disconnect switches for auxiliary & starting batteries
- Battery parallel emergency switch
- Custom patterned cockpit carpet
- Pneumatic-assist transom door
- Bimini top, front & side curtains w/easy-mount zipper connectors & extended aft cockpit enclosure in color-matched non-fading Sunbrella acrylic fabric w/SeaMark™ vinyl undercoating
- Cockpit cover in color-matched non-fading Sunbrella acrylic fabric w/SeaMark vinyl undercoating



370 SUPER SPORT CABIN

- Sliding/locking cabin door
- Custom patterned carpet
- Curved Ultraleather™ sofa seating w/dual-height, high-gloss solid wood dining tables & filler cushions
- Custom décor pillows & draperies
- In-floor dining table/filler cushion storage
- Entertainment center in high-gloss deep cherry finish w/Corian countertop & 15" LCD TV/DVD w/dockside access cord
- 16,000 BTU reverse cycle air conditioner w/digital climate control
- 120V & 12V electrical panels
- Hanging locker w/automatic light
- Kenwood AM/FM/CD stereo w/changer control, dash-mounted full-feature remote control, 720W amplification, 10-disc CD changer & iPod docking station
- Six-month subscription to Sirius™ Satellite digital broadcast
- Two 100W 6 ½" 2-way marine-grade speakers
- Aft cabin stateroom/queen-size berth w/full-width storage, cable TV receptacle, phone jack & 120V & 12V outlets
- Individual reading lights



- Complete galley in high-gloss deep cherry finish w/storage & hardwood dovetailed drawers, full Corian countertop, polished stainless steel sink, concealed 120V/12V refrigerator, concealed electric stove w/safety shut-off switch, microwave oven & concealed trash receptacle
- Demand water system
- Water level gauge
- 120V water heater w/heat exchanger
- Molded fiberglass private head compartment w/molded fiberglass vanity w/lower doors in high-gloss deep cherry finish, Corian countertop trim, polished stainless steel sink, porcelain Flush and Forget® VacuFlush® head unit w/holding tank & dockside pumpout, separate shower area w/molded-in seat & exhaust fan
- Built-in WalVac® sweeper system
- Fire extinguisher
- Cabin bilge pump w/high water alarm
- Carbon monoxide detectors



370 SUPER SPORT ENGINE ROOM

- Twin engine installation
- Motorized hatch lift
- Courtesy lighting
- Fume detector
- Automatic fire extinguisher
- Thru-bolted engine mounts
- Starting marine batteries w/retainers
- 80-amp battery charger
- Active & passive galvanic corrosion protection systems
- Low-noise rotary bilge blowers
- Two automatic bilge pumps
- Bilge high water alarm
- Bennett hydraulic trim tabs
- External stainless steel tie bar
- 7.3 KW/120V Kohler® low-CO emissions gas generator w/battery or 7.6 KW/120V Westerbeke™ diesel generator w/sound shield & battery
- Stainless steel props

370 SUPER SPORT AVAILABLE EQUIPMENT

- Imron Flagship graphic w/full hullside color
- Imron Flagship Elite graphic design
- Flagship Designer graphic—available w/Ralph Lauren Fabric package
- Ralph Lauren Fabric package w/custom quilted bedspread, pillow shams, bed linens & towels
- American Cherry woodgrain-finish flooring
- Custom quilted bedspread w/matching pillow shams
- Bed linens & towels
- 15" LCD TV/monitor/DVD player for aft cabin entertainment module
- Stainless steel security safe
- VacuFlush unit for macerator discharge or dockside pumpout
- Gray water holding system
- Concealed quick-disconnect coiled-hose freshwater anchor/transom wash-down system
- SeaKey™ Volvo Penta satellite communication/boat data/security system
- Remote-control halogen searchlight
- Stainless steel bow docking lights
- VHF radio w/antenna
- Sirius™ Satellite Radio Marine Weather service (available w/Raymarine E-Series navigational systems only)
- Raymarine GPS navigational system w/E80 color chart plotter
- Raymarine GPS navigational system w/24" dome-array radar & E80 color radar display/chart plotter
- Raymarine GPS navigational system w/RayPilot ST6002, 24" dome-array radar & E80 color radar display/chart plotter
- SmartCraft™ SC 5000 multi-system monitor (on Mercury engine packages only)
- SmartCraft SC 5000 multi-system monitor w/DTS digital throttle & shift control system (on Mercury engine packages only)
- Captain's Call™ exhaust diverter
- Engine freshwater flush system



400 SUPER SPORT STANDARD EQUIPMENT

400 SUPER SPORT EXTERIOR

- NMMA Yacht Certification
- Transferable 5-Year Formula Guard Limited Protection Plan
- Imron® Standard graphic & cockpit accent striping
- FAS®TECH® hull
- Foam-filled continuous molded fiberglass structural grid
- Chemically bonded & thru-bolted deck-to-hull joint
- Heavy-duty PVC gunwale w/stainless steel insert
- Concealed electric windlass w/chain counter, 150" chain, polished stainless steel anchor & yacht-design thru-hull anchor stowage/release
- Remote-control halogen searchlight
- Stainless steel hardware & 316L stainless steel welded rails
- Stainless steel fuel fills w/integral vents
- Four custom Bomar® gull-wing cabin venting hatches w/screens
- Six polished stainless steel port lights w/screens
- Nonskid foredeck center walkway
- Tinted, tempered curved-glass windshield w/center walk-thru and polished stainless steel frame
- Windshield wipers
- Radar arch w/integrated flag staff/mast light
- Polished air horn
- Transom-mounted stereo remote control
- Extended integrated swim platform w/concealed 316L stainless steel swim ladder & pull-up cleats
- Transom shower w/hot & cold controls
- Molded fiberglass transom trunk w/pneumatic lifts, fender rack & four fenders, line storage & integrated table & cushion storage
- 120V shorepower w/galvanic isolator & monitor & two 30-amp cords
- Polished stainless steel shorepower & cable TV & telephone hookups, & polished chromed city water inlet



400 SUPER SPORT COCKPIT

- Continuous molded fiberglass deck & cockpit liner
- Molded fiberglass in-dash deck access steps w/316L stainless steel handrail
- Dash panels w/burl wood finish & brushed metallic finish
- Complete Livorsi® illuminated instrumentation, domed w/chrome bezels
- Ritchie® compass
- Raymarine™ digital depth sounder
- Raymarine ST-60 digital depth display
- Livorsi shifters/throttles w/in-handle trim switch
- Safety ignition stop switches w/tethers
- Dino™ tilt steering wheel w/genuine mahogany & leather
- Dash locker
- Auxiliary 12V outlet
- Bennett trim tab switches & indicators
- Fingertip trim switches
- Illuminated waterproof accessory rocker switches w/E-T-A® circuit breakers
- Dash-mounted full-feature stereo remote control
- Six 100W 6 ½" 2-way marine-grade speakers w/300W amplification & 200W subwoofer
- iPod™/MP3 port
- Twelve polished stainless steel drink holders
- Cockpit/swim platform courtesy lights w/hand-held remote control
- Integral 316L stainless steel safety rails



- Weather-resistant cockpit seating featuring Dri-Fast® foam & StarLite® XL synthetic marine panel construction
- Twin command seating w/dual-position helm & companion seats
- Port lounge w/integrated storage
- U-shaped aft lounge seating w/storage
- Aft sun lounge package w/two dual-height tables & sun pad inserts
- Two custom Sunbrella® cockpit pillows
- Molded fiberglass wetbar w/Corian® countertop, 120V/12V brushed stainless steel refrigerator, two 17 ¼"-quart Igloo® coolers, in-counter trash receptacle & 120V GFCI outlet
- Fire extinguisher
- Disconnect switches for auxiliary & starting batteries
- Battery parallel emergency switch
- Custom patterned cockpit carpet
- Pneumatic-assist transom door
- Bimini top, front & side curtains w/easy-mount zipper connectors & extended aft cockpit enclosure in color-matched non-fading Sunbrella acrylic fabric w/SeaMark™ vinyl undercoating
- Cockpit cover in color-matched non-fading Sunbrella acrylic fabric w/SeaMark vinyl undercoating



400 SUPER SPORT CABIN

- Sliding/locking cabin door
- Custom patterned carpet
- Accent lighting
- Curved Ultraleather™ sofa seating w/dual-height high-gloss deep cherry dining tables & filler cushions
- Custom décor pillows & draperies
- In-floor dining table/filler cushion storage w/pneumatic lift
- Entertainment center in high-gloss deep cherry finish w/Corian countertop, 15" LCD TV & DVD player w/dockside access cord
- 16,000 BTU reverse cycle air conditioner w/digital climate control
- 120V & 12V electrical panels
- Hanging locker w/automatic light
- Kenwood® remote control AM/FM/CD stereo w/changer control, 350W amplification, 10-disc CD changer & iPod docking station
- Six-month subscription to Sirius™ Satellite digital broadcast
- Two 200W 6" x9" & two 220W 6 ½" 3-way speakers
- Aft cabin stateroom/queen-size berth w/privacy curtain; night stand w/concealed storage, phone jack & 120V & 12V outlets; entertainment module/storage unit w/drawers and cable TV outlet; & upholstered headboard storage



- Aft cabin cedar-lined hanging locker w/automatic light
- Individual reading lights
- Aft cabin remote stereo volume control
- Complete galley in deep high-gloss cherry finish w/storage & hardwood dove-tailed drawers, full Corian countertop, polished stainless steel sink, concealed stand-up 120V/12V stainless steel refrigerator/freezer, concealed electric stove w/safety shut-off switch, microwave oven & concealed trash receptacle
- Demand water system w/one-point water fill for freshwater tank and/or city water
- Water level gauge
- 120V water heater w/heat exchanger
- Molded fiberglass private head compartment w/fiberglass vanity w/lower doors in high-gloss deep cherry finish, Corian countertop, polished stainless steel sink, porcelain Flush and Forget® VacuFlush® head unit w/holding tank & dockside pumpout, separate shower area w/Corian seat, exhaust fan & nightlight
- Built-in WalVac® sweeper system
- Fire extinguisher
- Cabin bilge pump w/high water alarm
- Carbon monoxide detectors



400 SUPER SPORT ENGINE ROOM

- Twin engine installation
- Motorized hatch lift
- Courtesy lighting
- Fume detector
- Automatic fire extinguisher
- Thru-bolted engine mounts
- Starting marine batteries w/retainers
- 60-amp battery charger
- Active & passive galvanic corrosion protection systems
- Low-noise rotary bilge blowers
- Two automatic bilge pumps
- Bilge high water alarm
- Bennett® hydraulic trim tabs
- 7.3 KW/120V Kohler® low-CO emissions gas generator w/battery or 7.6 KW/120V Westerbeke™ diesel generator w/sound shield & battery
- External stainless steel tie bar
- Stainless steel props



400 SUPER SPORT AVAILABLE EQUIPMENT

- Imron Flagship graphic w/full hullside color
- Imron Flagship Elite graphic design
- Flagship Designer graphic—available w/Ralph Lauren Fabric package
- Ralph Lauren Fabric package w/custom quilted bedspread, pillow shams, bed linens & towels
- American Cherry woodgrain-finish flooring
- Custom quilted bedspread w/matching pillow shams
- Bed linens & towels
- 15" LCD TV/monitor/DVD player for aft cabin entertainment module
- Stainless steel security safe
- VacuFlush unit for macerator discharge or dockside pumpout
- Gray water holding system
- Bow thruster
- Stainless steel bow docking lights
- Concealed quick-disconnect coiled-hose freshwater anchor/transom wash-down system
- Cockpit hardtop w/Bomar venting hatches
- SeaKey™ Volvo Penta satellite communication/boat data/security system
- VHF radio w/antenna
- Sirius Satellite Radio Marine Weather service (available w/Raymarine E-Series navigational systems only)
- Raymarine GPS navigational system w/E120 color chart plotter
- Raymarine GPS navigational system w/48" open-array radar & E120 radar display/chart plotter
- Raymarine GPS navigational system w/RayPilot ST6002, 48" open-array radar & E120 radar display/chart plotter
- SmartCraft SC 5000 multi-system monitor (on Mercury engine packages only)
- SmartCraft SC 5000 multi-system monitor w/DTS digital throttle & shift control system (on Mercury engine packages only)
- Cockpit ice maker
- Wireless cockpit LCD TV/monitor (available w/hardtop)
- Captain's Call™ exhaust diverter
- Engine freshwater flush system

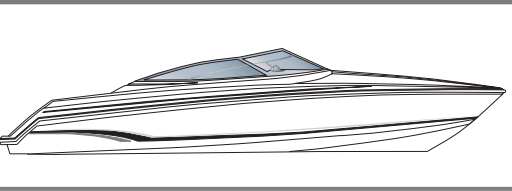


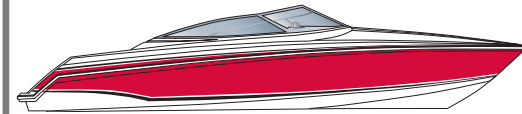






















FORMULA SUN SPORTS AND SUPER SPORTS

IMRON® COLOR SELECTIONS

Your selection of an exterior color accent reflects your personal taste. Formula's use of Imron®, a DuPont urethane enamel, will keep your graphic beautiful year after year, maintaining its original clarity and brilliance.

Formula Sun Sports are available in ten different standard color/graphic design combinations. Optional Flagship solid hull graphics are offered in seven different colors. The optional Elite Flagship graphic design is available in four different color combinations. Super Sports are available in five different standard color/graphic designs and also seven optional Flagship solid hull graphics. Optional Elite Flagship graphic designs are available in four different color combinations. New for 2007 is the Flagship Designer Graphic, available exclusively with the Ralph Lauren Fabric package.

SUN SPORT GRAPHIC A	SUN SPORT GRAPHIC B	SUN SPORT FLAGSHIP ELITE	SUN SPORT FLAGSHIP
			
			
GULFSTREAM	YELLOW METALLIC		BLACK CHERRY METALLIC
			
YELLOW	RED METALLIC	YELLOW METALLIC	
			
BLACK ONYX	BLACK ONYX METALLIC	SILVER DIAMOND PEARL	
			
SAPPHIRE BLUE	BLACK ONYX METALLIC	SAPPHIRE BLUE METALLIC	
			
BRIGHT RED	SAPPHIRE BLUE METALLIC	BRIGHT RED METALLIC	

FORMULA RESERVES THE RIGHT TO MAKE PRODUCT CHANGES AND IMPROVEMENTS THROUGHOUT THE MODEL YEAR.

SUPER SPORT

SUPER SPORT FLAGSHIP	SUPER SPORT FLAGSHIP ELITE	SUPER SPORT STANDARD
		
		
BLACK CHERRY METALLIC	YELLOW METALLIC	GULFSTREAM
		
GULFSTREAM METALLIC	RED METALLIC	YELLOW
		
YELLOW METALLIC	BLACK ONYX METALLIC	BLACK ONYX
		
SILVER DIAMOND PEARL	BLACK ONYX METALLIC	SAPPHIRE BLUE
		
BLACK ONYX METALLIC	SAPPHIRE BLUE METALLIC	BRIGHT RED
		
SAPPHIRE BLUE METALLIC	DESIGNER GRAPHIC WITH RALPH LAUREN FABRIC PACKAGE	
		
BRIGHT RED METALLIC	SAPPHIRE BLUE METALLIC	

FORMULA SUN SPORTS AND SUPER SPORTS
CABIN DÉCOR

Formula 2007 cabin decor perfectly complements your exterior color choice with attractive flair. Color themes for each boat have been designed with rich fabrics, coordinating pillows, custom sculptured carpet and Ultraleather™ lounges for complete luxury. High-gloss cabinetry in a deep cherry finish is complemented by Corian® countertop choices that coordinate with your color theme selection.



MORNING SAND DÉCOR



MANILA ULTRALEATHER



MOROCCO CORIAN



FOSSIL CORIAN



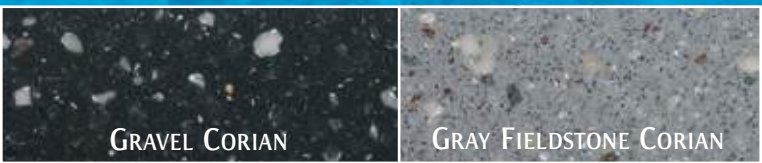
HIGH-GLOSS DEEP CHERRY CABINETRY



SAPPHIRE DÉCOR



MANILA ULTRALEATHER




GRAVEL CORIAN



GRAY FIELDSTONE CORIAN



HIGH-GLOSS DEEP CHERRY CABINETRY



RALPH LAUREN DÉCOR
AVAILABLE WITH FLAGSHIP DESIGNER IMRON® GRAPHIC



CHAMOIS ULTRALEATHER




MOROCCO CORIAN



HIGH-GLOSS DEEP CHERRY CABINETRY

FORMULA 2007...



FORMULA LINEUP

The Formula powerboat lineup includes Sun Sport, Super Sport, Cruiser, Yacht and FAS³TECH® models. If you want exhilarating speed, get into a Formula FAS³TECH, ranging from 27 to 38 feet. The 382 is pictured at the bottom. The Sun Sport series ranges from 24 to 33 feet including three bowrider models, while the 370 SS and the 400 SS are the sleek Super Sports. The 370 Super Sport is pictured second from bottom. PC boating is luxury cruising at its best, ranging from 27 to 40 feet. The 37 PC is pictured second from top. The Formula Yacht, which includes the 48 and 45, pictured at top, is today's elite choice in premier yachting. Call **1.800.736.7685** to receive a free brochure, or visit your nearest Formula dealer to see the new Formula models for 2007.



FORMULA GEAR

Formula Gear and Accessories are top-quality items featuring the impressive Formula logo. If you like up-to-date colors and styling, visit your Formula dealer for a free catalog, order online at the Formula Gear website, www.formulagear.com, or call **1.800.736.7685** to receive your free Gear catalog from Formula.



YOU'RE IN COMMAND. BOAT SAFELY, TAKE A BOATING EDUCATION COURSE AND GET A VESSEL SAFETY CHECK FOR YOUR BOAT.

FOR MORE INFORMATION, CONTACT
THE UNITED STATES COAST GUARD AUXILIARY
AT 800.368.5647 OR WWW.CGAUX.ORG, OR
THE UNITED STATES POWER SQUADRONS
AT 888.FOR.USPS OR WWW.USPS.ORG.

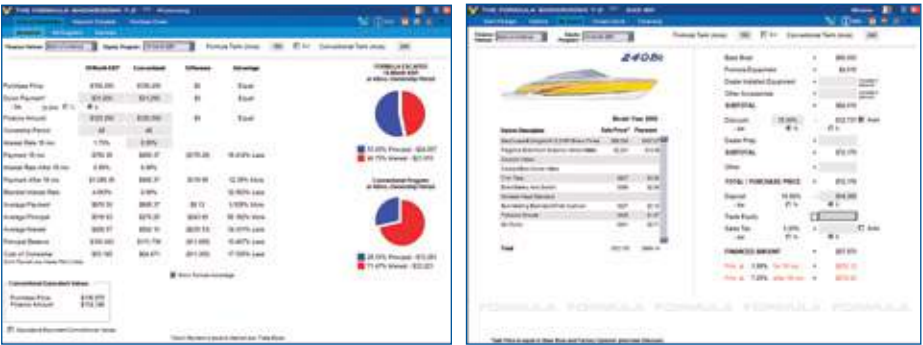
FORMULA WEBSITE

Formula's website is continually updated with new features, text and pictures. Check out the latest Formula dealer and owner events, boat care articles, owner forum and Formula's company history. You can also order a catalog or visit the feedback/e-mail section with comments or suggestions. Formula is at your fingertips! You will find Formula online at: www.formulaboats.com and formulagear.com.

Click on these sites to see the newest and best of Formula!

THE FORMULA SHOWROOM®

Continually updated Formula software creates a comprehensive display of the 2007 lineup. This program, The Formula Showroom, helps make the exciting process of choosing your Formula graphics, options and finance program much easier! Find it in the "Build Your Formula" section at www.formulaboats.com or see your Formula dealer for details.



FORMULA ACTION

The Formula *Action* is a news publication filled with company and product updates, new model information and owner boating experiences. The *Action* is mailed to Formula owners and is also available at your Formula dealership, or call **1.800.736.7685** to receive a free copy!



FORMULA DVD

The 2007 Formula DVD features Formula Sun Sport, Super Sport, Cruiser, Yacht and FAS³TECH powerboats in exciting action along with a brief Formula facility walkthrough. Call **1.800.736.7685** to receive your free DVD.



SUPER SPORT BIMINI TOP



SUPER SPORT BIMINI TOP WITH FRONT, SIDE AND EXTENDED AFT COCKPIT ENCLOSURE

FORMULA CANVAS

Formula custom-fitted canvas features color-matched, non-fading Sunbrella® acrylic fabric w/SeaMark® vinyl undercoat-ing. Canvas packages include 316L stainless steel framework, weather-resistant YKK zippers and the Formula name embroidered on the boot.



SUN SPORT COCKPIT COVER AND BOW TONNEAU COVER (BR MODELS ONLY)



FORMULA

FORMULA RESERVES THE RIGHT TO MAKE PRODUCT CHANGES AND IMPROVEMENTS THROUGHOUT THE MODEL YEAR.